



**2013**

**2014-051**

**2014 04**

)

(

.....	2
.....	5
.....	7
.....	10
.....	33
.....	43
.....	48
.....	53
.....	55
.....	137





---

	2001 07 31		4403012070860	440301731102852	73110285-2
	2008 04 25		440301103074776	440301731102852	73110285-2
	2008 07 18		440301103074776	440301731102852	73110285-2
	2010 11 03		440301103074776	440301731102852	73110285-2
	2011 07 31		440301103074776	440301731102852	73110285-2

	2013	2012	(%)	2011
	499,177,767.74	495,075,044.67	0.83%	341,596,897.96
	309,530,557.90	294,528,706.61	5.09%	160,292,089.18
	22,310,613.40	38,266,973.23	-41.7%	58,942,921.95
	56,599,098.77	68,111,240.28	-16.9%	83,978,636.54
	54,940,058.49	60,160,444.91	-8.68%	75,741,882.80
	44,885,149.02	56,226,757.63	-20.17%	74,066,985.63
	35,329,141.02	-38,725,834.44	191.23%	38,789,259.78
/	0.31	-0.34	191.23%	0.34
/	0.48	0.53	-9.43%	0.66
/	0.48	0.53	-9.43%	0.66
%	5.45%	6.28%	-0.83%	8.38%
%	4.46%	5.87%	-1.41%	8.2%
	2013	2012	(%)	2011
	114,300,000.00	114,300,000.00	0%	114,300,000.00
	1,252,877,050.22	1,224,882,262.42	2.29%	1,113,335,401.38
	216,942,029.62	238,122,676.79	-8.89%	175,304,008.90
	1,033,002,391.82	983,777,333.33	5%	935,046,888.42
/	9.04	8.61	5%	8.18
%	17.32%	19.44%	-2.12%	15.75%

1

	54,940,058.49	60,160,444.91	1,033,002,391.82	983,777,333.33

2

	54,940,058.49	60,160,444.91	1,033,002,391.82	983,777,333.33

3

	2013	2012	2011	
	9,613,916.23	-23,972.02		
	550,500.00	4,417,500.00	2,054,085.00	
	-109,670.13	-439,265.70	-70,353.04	
	-163.37	20,575.00	308,834.79	
	10,054,909.47	3,933,687.28	1,674,897.17	--

1 —

1 —

1

100%

2014 2  
37,735,849

18,867,924

2.8

NBA

NBA

**2**

2013

4,300.76

19,736.12

21.79%

2014

**3**

**4**

2009

2013 3 28

2014

**5**

**1**

2013

POS

5,489.04

49,917.78  
8.76%

0.83%

5,659.91

16.90%

1

IPD

CBB

2

Cards Middle East

&

Cartes Identification

3

BOM

ERP

VMI

4

“ ”

5

IBM

**2**

**1**

1)

POS

POS

POS



	21,379,896.78	6.92%	18,841,362.08	6.41%	13.47%
	309,075,911.40	100%	293,688,072.41	100%	5.24%

5)

	2013	2012	%	
	76,460,971.07	75,653,382.18	1.07%	
	109,144,189.66	93,999,504.84	16.11%	
	-14,766,249.01	-19,561,957.96	24.52%	
	1,708,663.80	7,953,047.13	-78.52%	

6)

76,757,353.10

15.38%

&amp;\$%

	2013	2012	2011
	76,757,353.10	66,553,514.04	46,014,535.73
%	15.38%	13.44%	13.47%
	0.00	0.00	0.00
%	0%	0%	0%
%	0%	0%	0%

7)

	2013	2012	%
	599,673,731.54	561,513,312.90	6.8%
	564,344,590.52	600,239,147.34	-5.98%
	35,329,141.02	-38,725,834.44	191.23%

	16,420,000.00	5,240,000.00	213.36%
	75,031,038.28	27,161,799.69	176.24%
	-58,611,038.28	-21,921,799.69	-167.36%
	15,618,641.52	73,379,942.10	-78.72%
	5,715,000.00	71,058,019.36	-91.96%
	9,903,641.52	2,321,922.74	326.53%
	-13,378,255.74	-58,328,884.62	77.06%

30%

% 191.23% ,

&" 213.36% ,

' " 176.24% ,

(" , 167.36% ,

)" 78.72% ,

" 176.24% ,

191.23% Ì

2013

POS

2013

2013

2013

2013

76,757,353.10

2012

1.94

2013

	35,405,633.76	14,546,542.74
	25,736,051.28	7,655,196.94
	19,145,876.92	6,230,575.29
	4,067,071.55	1,981,877.32
	498,376,442.74	189,300,531.34

2) 10%

			(%)	%	%	%
	498,376,442.74	309,075,911.40	37.98%	0.82%	5.24%	-2.6%
POS	477,134,982.20	304,945,722.24	36.09%	0.34%	5%	-2.84%
	149,133,533.76	90,342,158.92	39.42%	-22.29%	-25.78%	2.85%
	89,831,793.50	56,535,452.63	37.07%	-14.03%	1.43%	-9.6%
	102,059,465.18	62,527,125.79	38.73%	21.68%	26.93%	-2.53%
	72,997,016.79	45,730,732.84	37.35%	40.51%	42.96%	-1.07%

3)

3

**3**

1)

	2013		2012		%	
		%		%		
	683,052,556.30	54.52%	701,383,709.54	57.26%	-2.74%	
	182,477,850.98	14.56%	196,696,956.51	16.06%	-1.5%	,
	114,059,740.80	9.1%	138,234,413.14	11.29%	-2.19%	,
	25,183,414.22	2.01%	7,006,212.95	0.57%	1.44%	
	20,644,745.93	1.65%	21,624,244.20	1.77%	-0.12%	

---

	73,749,092.60	5.89%	17,512,551.40	1.43%	4.46%	
--	---------------	-------	---------------	-------	-------	--


2)

3)

**4**

**5**

1)



2010	64,633.49	41,016.4	2013 12 31	2,447.31
26,391.03			10,946.24	
	15,200			

3)

	( )	(1)	(2)	(%)(3) (2)/(1)							
1.		2,690	2,690	1,967.88	73.16%	2012 12 10	0				
2.		5,621	5,621	626.18	2,447.3	43.54%	2013 12 31	668.49	1,040.79		
3.		15,306	15,306	5,317.07	5,946.24	38.85%	2015 12 31	0			
4.				829.61							
	--	23,617	23,617	5,943.25	11,191.03	--	--	668.49	1,040.79	--	--
1.		13,500	13,500	5,000	37%	2014 12 31	0				
2.. 20%		2,000	2,000	2,000	2,000	100%	2013 01 11	216	216		
	--	8,200	8,200	8,200	8,200	100%	--	--	--	--	--
	--	23,700	23,700	2,000	15,200	--	--	216	216	--	--
	--	47,317	47,317	7,943.25	26,391.03	--	--	884.49	1,256.79	--	--
	1 “	”								2010	6
	“2	”								2010	2

	<p style="text-align: center;">“ ”</p> <p style="text-align: center;">2</p> <p style="text-align: right;">197</p> <p style="text-align: center;">2 “ ”</p> <p style="text-align: center;">“ 0.7 R 1.2 30% 15 45%”</p> <p style="text-align: center;">“ 0.7 R 1.2 30% 10 45%”</p> <p style="text-align: center;">2012 4 26 2011</p> <p style="text-align: center;">“ ”</p>
	<p style="text-align: center;">“ ” “ ”</p> <p style="text-align: center;">2</p> <p style="text-align: center;">2012 8 27 2012</p> <p style="text-align: center;">“ ”</p> <p style="text-align: right;">1</p>
	<p>1 2011 2011 3 21</p> <p style="text-align: right;">, 2011</p> <p>4 1 1 2012</p> <p>8 27 2012 “</p> <p style="text-align: center;">” 1 2</p> <p>2011 8 5 “</p> <p style="text-align: center;">” ( ) 1.35</p> <p style="text-align: center;">3 2011 10 25</p> <p style="text-align: right;">4,500</p> <p style="text-align: center;">2011 10 4,500</p> <p>4 2012 8 27 2012</p> <p style="text-align: right;">3,700</p> <p>2012 8 3,700 5 2012</p> <p>12 10 20%</p> <p style="text-align: right;">2,000 20%</p> <p>2013 1 5 2,000 1,600</p> <p>400 2013 2 28</p>

	2012 4 26	2011		“
	”	“	”	15,306
	2,500	12,806		
	2012 4 26	2011		“
	”	2011		1,475.71
				1,475.71
		2012 5 2	2012 5 3	
		2010 12 31		1,293
			[2010]2404	
			2011 3 3	
				1293 ,
	2011 4 21			.
	“	”		829.6

4)

	(1)	(2)	(%) (3) = (2) / (1)				
	15,306	5,317.08	5,946.24	38.85%	2015 12 31	0	



8)

9)

**6**

							( )	( )	
				110,000,000.00	291,131,349.99	253,065,346.71	48,452,287.17	1,658,319.50	16,598,674.42
				13,000,000.00	65,068,078.49	59,519,686.86	47,933,923.16	40,713,360.72	45,124,012.29
				3,000,000.00	1,562,810.48	1,028,093.19	63,611.85	-438,563.76	-441,125.61
				278,060,000.00	272,227,316.47	264,944,387.26	0.00	-918,954.13	-918,954.13
				10,526,316.00	72,561,257.51	50,176,689.82	30,969,836.36	11,275,844.02	10,842,303.81

**1**

“ ”

2011 5 19  
”

2007 11 27

11,000

2013 12 31

29,131,349.99

253,065,346.71

0.73%

5.03%

2013

48,452,287.17

58.25%

1,658,319.50

98%

16,598,674.42

80.09%

**2**

“ ”

	2009 4 24	1,300		
	2013 12 31	65,068,078.49	59,519,686.86 ,	260.63% 313.46%
2013	47,933,923.16	262.14%	40,713,360.72 ,	6,008.72%;
45,124,012.29	1,638.68%			
<b>3</b>		“	”	
	2009 6 8	300		“ ”
	2013 12 31	1,562,810.48	1,028,093.19	22.22% 30.02%
2013	63,611.85	37.98%;	-438,563.76 ,	15.39%;
-441,125.61	8.90%			
<b>4</b>		“	”	
	2011 8 23	27,806	26,606	
“	”	“	”	
			94.6%	5.4%
	2013 12 31	272,227,316.47	264,944,387.26	1.32% 0.35%
2013	0	-918,954.13 ,	2,103.77%	
<b>5</b>		“	”	
	1999 6 2	1052.6316		POS
	2013 1 11			
80%	20%			
	2013 12 31	72,561,257.51 ,	50,176,689.82 ,2013	30,969,836.36 ,
10,842,303.81				
<b>7</b>				



6.59% 8.92% 16.74 9.64 212.86% 317.56% 2013  
153.38 9.22 56.06% 48.57% ”

2

3

“ ” “ ”

4

2

1

“ ”

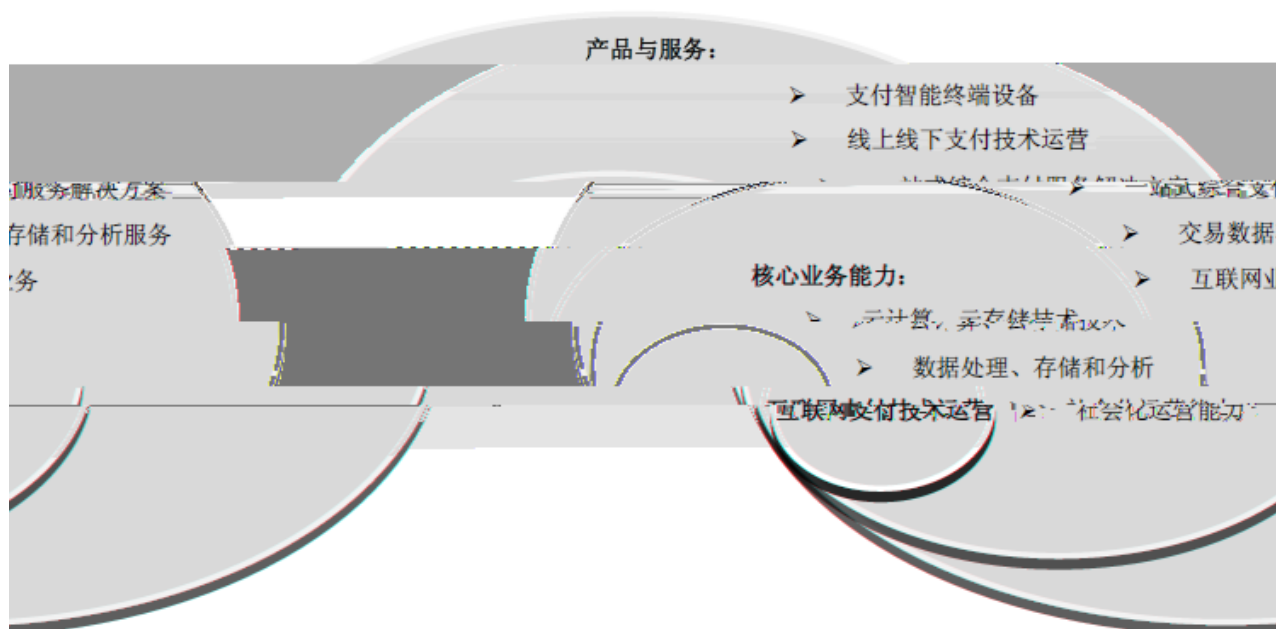
2

2

1

1 “ ”

### 新国都互联网业务战略拓展规划图



“ ” “ ”

2011

S-POS

POS

2009

POS

POS

2

,

2014 2

“ ”

**2 2014**

2014

1

2014

“IBM

”

2

2014

3

2014

4

KPI

5

2014

**3**

**1**            **100%**

2014 2  
37,735,849

18,867,924            2.8

NBA

NBA

**2**

2013            19,736.12  
4,300.76

21.79%

2014

**3**

**4**

2009

2013 3 28

2014

**5**

**3**

**1**

1

2

3

4

**2**

**1**

18,867,924

2.8

“ ”

2012

2012 -2014

10%

2013 4 26  
10

2012  
0.5

2012  
,  
2013 5 16

571.5

114,300,000

2012


10		0
10		1.00
10		0
		114,300,000
		11,430,000.00
		88,124,816.91
		100%
10%		
114,300,000	10	1.00

3

1.2012 4 26 2011 2011 2011 12 31 11,430  
 10 1.00 1,143  
 2.2013 4 26 2012 2012 11,430  
 10 0.5 , 571.5  
 3. 2013 11,430 10 1.00  
 , 1,143  
 2013

			%
2013	11,430,000.00	54,940,058.49	20.8%
2012	5,715,000.00	60,160,444.91	9.5%
2011	11,430,000.00	75,741,882.80	15.09%

1

2010 12 15

2

1

2

3

Ä

§ 31 e > Ä E n Ä @

---

2013 11 28					
2013 12 04					

## 1

			2	3	4	(%)			5	
	20%	2,000			216	3.94%			2013 01 11	www.cninfo.com.cn

1.2012 12 10  
2000

20%

2014 1 11

20%

2.2014 2 20

2

					3								
						(%)							
	49%	2013 3 8	1,300	0		16.59%						2013 03 08	www.cn info.co m.cn

49%

1,300                      2013 3 8  
2013 4                      1,300

3

4

2014 2 21

www.cninfo.com.cn

2014

1

2

3

4

5

1

1

10%

2

10%

3

10%

2

3

1

2

3


4

1

5%

			2010 09 30		


		25%	2010 09 30		
	11	2010			
		“			



	2				
	3				
	( )		2010 09 30		
			2010 09 30		
			2010 09 30		

---

--	--	--	--	--	--



2013 09 22

---

	45

**5%**



1

		(%)						(%)	
	66,555,000	58.23%				-15,862,500	-15,862,500	50,692,500	44.36%
3	66,555,000	58.23%				-15,862,500	-15,862,500	50,692,500	44.36%
	66,555,000	58.23%				-15,862,500	-15,862,500	50,692,500	44.36%
	47,745,000	41.77%				15,862,500	15,862,500	63,607,500	55.64%
1	47,745,000	41.77%				15,862,500	15,862,500	63,607,500	55.64%
	114,300,000	100%				0	0	114,300,000	100%

2013 10 21

25,380,000

22.20%

15,862,500

13.88%

2

	540,000			540,000		--
	38,070,000			38,070,000		2014-10-18
	12,690,000	12,690,000		0		--
	540,000			540,000		--
	810,000			810,000		--
	12,690,000	3,172,500		9,517,500		

3

			0				
		11.1%	12,690,000		0	12,690,000	
			0			0	
		0.94%	1,080,000		810,000	270,000	
		0.94%	1,080,000		0	1,080,000	
		0.87%	990,000		0	990,000	
		0.77%	885,000		0	885,000	
		0.67%	767,553		0	767,553	
		0.66%	750,000		0	750,000	
		0.59%	675,000	-225,000	675,000	0	
10							
						12,690,000	12,690,000
						3,172,500	3,172,500
						1,080,000	1,080,000
						990,000	990,000
						885,000	885,000
						767,553	767,553
						750,000	750,000
						495,402	495,402
						450,000	450,000
						436,000	436,000
1							
10							
10							
10							

2

5		
10		

3

5		
10		



4

10%

5 10

	38,070,000	2014 10 18		
	9,517,500		3,172,500	
	810,000			
	675,000			
	540,000			
	540,000			
	540,000			

1

			47		38,070,000	0	0	38,070,000					
			43		12,690,000	0	0	12,690,000					
			51		720,000	0	180,000	540,000					
			45		720,000	0	180,000	540,000					
			47		0	0	0	0					
			41		0	0	0	0					
			46		0	0	0	0					
			47		0	0	0	0					
			45		0	0	0	0					
			46		0	0	0	0					
			56		900,000	0	225,000	675,000					

			38		1,080,000	0	0	1,080,000					
			38		0	0	0	0					
			45		720,000	0	180,000	540,000					
	--	--	--	--	54,900,000	0	765,000	54,135,000	0	0	0	0	--

2

5

1

47

2001

43

MBA

51

45

41

2007

46

47

45

46

2

56

38

38

3

47

45

			2007 08 08		
			2005 10 18		
			1998 08 28		
			2007 06 13		
			2007 02 22		

				2013	309.6

			47		20.5		20.5
			43		39		39
			51		44		44

			45		44		44
			47		34.8		34.8
			41		6.3		6.3
			46		6.3		6.3
			47		6.3		6.3
			45		6.3		6.3
			46		6.3		6.3
			56		25.4		25.4
			38		11.7		11.7
			38		30.2		30.2
			45		28.5		28.5
	--	--	--	--	309.6	0	309.6

2013 12 31

1028

	242	274	436	76	1028
(%)	23.54	26.66	42.41	7.39	100

	445	176	91	316	1028

---

%	43.29	17.12	8.85	30.74	100.00
---	-------	-------	------	-------	--------

	30	30—40	40—50	50	
	759	213	49	7	1028
%	73.83	20.72	4.77	0.68	100.00

1

2

3

9

4

4

3

1

5

6

www.cninfo.com.cn

7

**1**

2012	2013 04 26		2013 04 26

		www.cninfo.com.cn	
--	--	-------------------	--

2

2013	2013 08 22	www.cninfo.com.cn	2013 08 22

	2013 03 08	www.cninfo.com.cn	2013 03 11
	2013 03 28	www.cninfo.com.cn	2013 03 30
	2013 04 24		
	2013 07 31	www.cninfo.com.cn	2013 08 02
	2013 10 23	www.cninfo.com.cn	2013 10 24
	2013 12 30	www.cninfo.com.cn	2014 01 03

2010 12 15



1

	683,052,556.30	701,383,709.54
	75,753,289.04	60,867,821.00
	182,477,850.98	196,696,956.51
	3,142,175.68	1,823,562.29
	3,695,225.62	1,811,016.06
	7,580,762.66	9,158,420.99
	114,059,740.80	138,234,413.14
	20,378,488.16	23,319,853.56
	1,090,140,089.24	1,133,295,753.09
	25,183,414.22	7,006,212.95
	20,644,745.93	21,624,244.20
	73,749,092.60	17,512,551.40

	33,293,886.82	33,684,575.52
	3,222,778.31	4,174,930.19
	6,643,043.10	7,583,995.07
	162,736,960.98	91,586,509.33
	1,252,877,050.22	1,224,882,262.42
	49,183,745.40	65,310,843.82
	74,123,765.00	53,356,142.23
	46,289,742.82	67,448,158.50
	17,013,087.82	15,987,908.63
	9,088,812.79	23,279,145.06
	8,372,875.79	3,290,478.55
	204,072,029.62	228,672,676.79

	12,870,000.00	9,450,000.00
	12,870,000.00	9,450,000.00
	216,942,029.62	238,122,676.79
	114,300,000.00	114,300,000.00
	641,920,393.65	641,920,393.65
	14,194,970.80	12,716,911.13
	262,587,027.37	214,840,028.55
	1,033,002,391.82	983,777,333.33
	2,932,628.78	2,982,252.30
	1,035,935,020.60	986,759,585.63
	1,252,877,050.22	1,224,882,262.42

2

	496,570,432.32	465,943,899.22
	75,295,159.04	60,867,821.00
	182,078,650.98	196,154,629.51

	2,969,376.32	1,697,162.29
	1,278,205.12	1,060,543.46
	30,000,000.00	
	8,643,585.04	8,261,057.23
	128,357,441.65	163,965,220.80
	20,270,128.35	23,319,853.56
	945,462,978.82	921,270,187.07
	414,243,414.22	396,066,212.95
	18,996,781.30	19,777,535.79
	1,904,680.07	1,627,812.01
	3,222,778.31	4,174,930.19
	4,050,741.51	3,398,649.90
	442,418,395.41	425,045,140.84
	1,387,881,374.23	1,346,315,327.91
	49,183,745.40	65,310,843.82
	299,137,824.39	233,403,861.62
	46,289,742.82	67,448,158.50



	499,177,767.74	495,075,044.67
	499,177,767.74	495,075,044.67
	488,150,652.15	457,438,852.94
	309,530,557.90	294,528,706.61
	4,209,043.78	6,452,021.70
	76,460,971.07	75,653,382.18
	109,144,189.66	93,999,504.84
	-14,766,249.01	-19,561,957.96
	3,572,138.75	6,367,195.57
“ ”		
“ ”	11,283,497.81	630,781.50
	2,168,460.76	630,781.50
“ ”		
“ ”	22,310,613.40	38,266,973.23
	34,471,501.52	30,343,854.77
	183,016.15	499,587.72
		23,972.02
“ ”	56,599,098.77	68,111,240.28

	1,708,663.80	7,953,047.13
“ ”	54,890,434.97	60,158,193.15
	54,940,058.49	60,160,444.91
	-49,623.52	-2,251.76
	--	--
	0.48	0.53
	0.48	0.53
	54,890,434.97	60,158,193.15
	54,940,058.49	60,160,444.91
	-49,623.52	-2,251.76

## 4

	498,568,368.71	493,933,319.91
	415,552,171.76	409,214,224.92
	2,265,833.81	3,809,670.43
	58,314,643.26	64,284,696.95
	68,701,143.06	57,939,875.99
	-8,556,653.02	-13,508,969.29
	3,634,177.37	6,226,788.18
“ ”		
“ ”	41,177,201.27	35,630,781.50
	2,062,164.22	630,781.50
“ ”	-165,746.26	1,597,814.23
	14,475,967.98	17,180,182.57

	181,716.64	533,057.77
		57,442.07
“ ”	14,128,505.08	18,244,939.03
	-652,091.61	-963,311.45
“ ”	14,780,596.69	19,208,250.48
	--	--
	14,780,596.69	19,208,250.48

5

	556,881,342.92	510,402,728.69

	325,684,719.84	357,546,435.19
	96,755,361.69	83,275,839.27
	56,756,451.79	63,734,651.28
	85,148,057.20	95,682,221.60
	564,344,590.52	600,239,147.34
	35,329,141.02	-38,725,834.44
	13,000,000.00	
		40,000.00
	3,420,000.00	5,200,000.00
	16,420,000.00	5,240,000.00
	54,679,533.03	24,040,549.69
	20,351,505.25	3,121,250.00
	75,031,038.28	27,161,799.69
	-58,611,038.28	-21,921,799.69

	15,618,641.52	73,379,942.10
	15,618,641.52	73,379,942.10
	5,715,000.00	11,430,000.00
		59,628,019.36
	5,715,000.00	71,058,019.36
	9,903,641.52	2,321,922.74
		-3,173.23
	-13,378,255.74	-58,328,884.62
	684,132,811.94	742,461,696.56
	670,754,556.20	684,132,811.94

## 6

	556,145,097.35	504,589,057.80
	13,403,388.80	12,889,382.57
	7,921,424.74	123,381,326.20
	577,469,910.89	640,859,766.57
	363,284,719.84	428,293,435.19
	75,262,934.80	65,464,216.67
	23,019,185.24	33,858,508.36
	77,995,922.02	80,248,121.08
	539,562,761.90	607,864,281.30
	37,907,148.99	32,995,485.27

	13,000,000.00	
		35,000,000.00
		40,000.00
	1,500,000.00	4,400,000.00
	14,500,000.00	39,440,000.00
	2,859,889.83	5,490,448.49
	20,351,505.25	239,181,250.00
	23,211,395.08	244,671,698.49
	-8,711,395.08	-205,231,698.49
	12,098,676.69	68,429,419.53
	12,098,676.69	68,429,419.53
	5,715,000.00	11,430,000.00
		59,628,019.36
	5,715,000.00	71,058,019.36
	6,383,676.69	-2,628,599.83
		-3,173.23
	35,579,430.60	-174,867,986.28
	448,693,001.62	623,560,987.90
	484,272,432.22	448,693,001.62

7

	114,300,000.00	641,920,393.65			12,716,911.13		214,840,028.55		2,982,252.30	986,759,585.63
	114,300,000.00	641,920,393.65			12,716,911.13		214,840,028.55		2,982,252.30	986,759,585.63
“ ”					1,478,059.67		47,746,998.82		-49,623.52	49,175,434.97
							54,940,058.49		-49,623.52	54,890,434.97
							54,940,058.49		-49,623.52	54,890,434.97
1										
2										
3										
					1,478,059.67		-7,193,059.67			-5,715,000.00
1					1,478,059.67		-1,478,059.67			
2										
3							-5,715,000.00			-5,715,000.00
4										



2										
3										
					1,920,8 25.05		-13,350, 825.05			-11,430,00 0.00
1					1,920,8 25.05		-1,920,8 25.05			
2										
3							-11,430, 000.00			-11,430,00 0.00
4										
1										
2										
3										
4										
1										
2										
	114,300, 000.00	641,920, 393.65			12,716, 911.13		214,840, 028.55		2,982,252 .30	986,759,58 5.63

8

	114,300,00 0.00	641,920,39 3.65				12,716,911 .13		80,537,279 .89	849,474,58 4.67	

	114,300,000.00	641,920,393.65			12,716,911.13		80,537,279.89	849,474,584.67
“ ”					1,478,059.67		7,587,537.02	9,065,596.69
							14,780,596.69	14,780,596.69
							14,780,596.69	14,780,596.69
1								
2								
3								
					1,478,059.67		-7,193,059.67	-5,715,000.00
1					1,478,059.67		-1,478,059.67	
2								
3							-5,715,000.00	-5,715,000.00
4								
1								
2								
3								
4								
1								
2								
	114,300,000.00	641,920,393.65			14,194,970.80		88,124,816.91	858,540,181.36

	114,300,00	641,920,39			10,796,086		74,679,854	841,696,33
	0.00	3.65			.08		.46	4.19
	114,300,00	641,920,39			10,796,086		74,679,854	841,696,33
	0.00	3.65			.08		.46	4.19
“ ”					1,920,825.		5,857,425.	7,778,250.
					05		43	48
							19,208,250	19,208,250
							.48	.48
							19,208,250	19,208,250
							.48	.48
1								
2								
3								
					1,920,825.		-13,350,82	-11,430,00
					05		5.05	0.00
1					1,920,825.		-1,920,825.	
					05		05	
2								
3							-11,430,00	-11,430,00
							0.00	0.00
4								
1								
2								
3								
4								

1								
2								
	114,300,000.00	641,920,393.65			12,716,911.13		80,537,279.89	849,474,584.67

%

( “ ” “ ” ) “

” 2001 7 31 300.00 120.00 40.00% 90.00  
 30.00% 90.00 30.00%

[2001] 347 4403012070860

2001 12 12 30.00%  
 70.00% 30.00% 2002 1 28

2004 5 21 1,200.00  
 1,500.00 86.00%

14.00% 2004 5 31

(2004) 159

2007 12 13 2,500.00  
 4,000.00 86.00% 14.00%

2007 12 20 [2007]152

2008 3 10 86.00%

4,449.64

13 2008 3 24

	( )	
	2,115	52.875%
	705	17.625%
	705	17.625%
	40	1.000%
	40	1.000%
	60	1.500%
	40	1.000%
	40	1.000%
	60	1.500%



	160	3.3684%
	100	2.1053%
	80	1.6842%
	60	1.2632%
	60	1.2632%
	60	1.2632%
	50	1.0526%
	50	1.0526%
	50	1.0526%
	50	1.0526%
	50	1.0526%
	50	1.0526%
	50	1.0526%
	50	1.0526%
	40	0.8421%
	40	0.8421%
	40	0.8421%
	40	0.8421%
	40	0.8421%
	35	0.7368%
	30	0.6316%
	20	0.4211%
	20	0.4211%
	20	0.4211%
	20	0.4211%
	10	0.2105%
	4,750	100%

[2010]1292

2010 10 8 (A ) 1,600 1.00 43.33  
 2010 10 13 69,328.00 46,945,065.67 646,334,934.33  
 “ [2010]124 ”  
 2011 4 21 6,350 10 2 ( )  
 ) 10 8 5,080.00 11,430

1.

2.

POS

3.

(POS)

(POS)

4.

,

**1**

2006 2 15

38

( “ ”)

15 (2010 )

**2**

**3**

1 1 12 31

**4**

**5**

**1**

1

2



2

8

9

1

2

”

“

10

**1**

**2**

1

2

3

4

5

**3**

1

2

1  
2

**4**

**5**

**6**

1  
2  
3  
4  
5  
6

7

8

1

50% 50%

20% 20%

50%

2

7

11

1

	100

2

--	--	--

	(%)	(%)
1 1	5%	5%
1 2	20%	20%
2 3	50%	50%

---

3	100%	100%
3 4	100%	100%
4 5	100%	100%
5	100%	100%

**3**


**12**

**1**

**2**

**3**

4

5

13

1

1

2

2

1

2

3

4

14

15

1

1

2

2

2

1

3

4

5

3

2

3

17

1

1

2

3

2

3

3

4

18

19

20

1

1

2

---

**2**

	50	
	5	

**3**

**4**

**5**

**6**

1

2

3

4

5

21

22

23

1

2

24

1

2

3

4

25

26

1

2

1

2

3

4

27

1

2

28

1

2

29

1

1

2

2

1

2

3

30

1

2

31

32

33

1

2

34

1

2

35

1

		17% 6%
:D>Bf0		

’

“ ”) “ ( V1.0” “ SZM11 V4.0” (2001-1-19) 2008 3 31 ( DGY-2008-0172 DGY-2008-0173) 2008 11

(2)

2011 10 31 GF201144200147 2013

15%

[2012]27

2014 1 13 [2014]25

2013 1 1 2014 12 31 10%

[2012]27

2013 1 1 2013 12

31

3

+\$% %&% %&%

1

“ ” 2007 11 50.00

100% ( ) [2007]165

2009 2 24 950.00 ( )

[2009]22 2009 3 9 1,000.00

100%

2011 4 1 10,000.00

[2011]121 11,000.00 100%

2011 5 19

( “ ”) 2009 4 15 300.00

100% (2009)5-024

2009 6 16 1,000.00

(2009)196 2009 6 17 1,300.00

100%

( “ ”) 2009 5 7 300.00

100% (2009) X044

( “ ”) 2011 8 17

15,000.00 3,000.00 2,700 90.00%

	(2011)303	2012 6 15	10,800.00
13,800.00			[2012] 193
2012 5 21			15,000.00
12,806.00			27,806.00
26,306.00			26,606.00
			[2012] 314

**1**

								(%)	(%)				
				11,000		110,000,000.00		100%	100%				
				1,300		13,000,000.00		100%	100%				

				300		3,000,000.00		100%	100%				
				27,806		263,060,000.00		94.6%	94.6%			2,953,385.03	

--	--	--	--	--	--	--	--	--	--	--	--	--	--

2

3

2

3

4

5

6

7

8

9

10

1

:	--	--	153,107.24	--	--	70,718.69
	--	--	153,107.24	--	--	70,718.69
	--	--	670,601,448.96	--	--	684,062,093.25
	--	--	670,601,448.96	--	--	684,062,093.25
	--	--	12,298,000.10	--	--	17,250,897.60
	--	--	12,298,000.10	--	--	17,250,897.60
	--	--	683,052,556.30	--	--	701,383,709.54

2

3

1

	75,753,289.04	60,867,821.00
	75,753,289.04	60,867,821.00

4

5

1

	1,811,016.06	5,909,853.02	4,025,643.46	3,695,225.62
	1,811,016.06	5,909,853.02	4,025,643.46	3,695,225.62

2

6

1

		(%)		(%)		(%)		(%)
	197,361,17 5.33	100%	14,883,324. 35	7.54%	211,436,2 06.22	100%	14,739,249.7 1	6.97%
	197,361,17 5.33	100%	14,883,324. 35	7.54%	211,436,2 06.22	100%	14,739,249.7 1	6.97%
	197,361,17 5.33	--	14,883,324. 35	--	211,436,2 06.22	--	14,739,249.7 1	--

		(%)		(%)		(%)		(%)

1						
	--	--	--	--	--	--
1	180,181,472.80	91.3%	9,009,073.64	194,694,215.61	92.08%	9,734,710.78
1 2	10,875,145.17	5.51%	2,175,029.03	13,065,164.60	6.18%	2,613,032.92
2 3	5,210,671.36	2.64%	2,605,335.68	2,570,640.01	1.22%	1,285,320.01
3	1,093,886.00	0.55%	1,093,886.00	1,106,186.00	0.52%	1,106,186.00
	197,361,175.33	--	14,883,324.35	211,436,206.22	--	14,739,249.71

2

3

		2013 12 31	786,900.00		
	--	--	786,900.00	--	--

4

5

5

5

				(%)
		77,918,700.24		39.48%
		28,159,333.00		14.27%
		10,713,185.00		5.43%
		8,359,868.32		4.24%
		6,548,992.36		3.32%

	--	131,700,078.92	--	66.74%

7

1

		(%)		(%)		(%)		(%)
	1,497,580.00	17.1%						
	6,858,895.51	78.33%	1,175,712.85	17.14%	10,102,900.24	100%	944,479.25	9.35%
	6,858,895.51	78.33%	1,175,712.85	17.14%	10,102,900.24	100%	944,479.25	9.35%
	400,000.00	4.57%						
	8,756,475.51	--	1,175,712.85	--	10,102,900.24	--	944,479.25	--

		(%)		(%)		(%)		(%)
1								
1	3,741,478.90	42.72%	187,073.92		9,016,442.11	89.24%	450,822.10	
1 2	2,483,300.22	28.36%	496,660.04		614,329.72	6.08%	122,865.94	

2	3	284,275.00	3.25%	142,137.50	202,674.41	2.01%	101,337.21
3		349,841.39	4%	349,841.39	269,454.00	2.67%	269,454.00
		6,858,895.51	--	1,175,712.85	10,102,900.24	--	944,479.25

2

3

4

5 5

5

				(%)
		1,497,580.00	1	17.1%
		1,159,920.00	1 2	13.25%
		800,000.00	1	9.14%
		306,911.31	1	3.5%
		100,000.00	2 3	1.14%
		100,000.00	3	1.14%
		436,834.58	1	4.99%
	--	4,401,245.89	--	50.26%

8

1

		%		%
1	3,142,175.68	100%	1,792,562.29	98.3%

1	2			16,000.00	0.88%
2	3			15,000.00	0.82%
		3,142,175.68	--	1,823,562.29	--

2

		951,193.00	1		
Exadigm, Inc.		351,505.25	1		
		302,672.95	1		
		303,329.60	1		
		118,800.00	1		
	--	2,027,500.80	--	--	--

3

5 5

9

1

	26,249,887.52	684,990.06	25,564,897.46	24,493,903.39	24,493,903.39
	40,485,013.42	803,259.22	39,681,754.20	31,991,317.18	31,991,317.18
	8,139,552.15	362,576.52	7,776,975.63	24,833,202.43	24,833,202.43
	9,606,620.92		9,606,620.92	8,411,978.76	8,411,978.76
	31,988,597.30	559,104.71	31,429,492.59	48,504,011.38	48,504,011.38
	116,469,671.31	2,409,930.51	114,059,740.80	138,234,413.14	138,234,413.14

2

--	--	--	--	--

---

		684,990.06			684,990.06
		803,259.22			803,259.22
		362,576.52			362,576.52
		559,104.71			559,104.71
		2,409,930.51			2,409,930.51

15

1

						(%)	(%)				
		1,250,624 .65	3,884,962 .95	-3,884,96 2.95	0.00	0%	0%				
		20,000,00 0.00	0.00	22,062,16 4.22	22,062,16 4.22	20%	20%				
Exadigm, Inc.		3,121,250 .00	3,121,250 .00	0.00	3,121,250 .00	3.33%	3.33%				
	--	24,371,87 4.65	7,006,212 .95	18,177,20 1.27	25,183,41 4.22	--	--	--			

2013 3 8 ,

49%

1,300.00

2012 12 26

2,000.00

20%

2013 1 11

20%

16

17

1

	38,104,474.59	8,908,289.93	6,511,469.99	40,501,294.53
	975,939.85	1,085,465.00		2,061,404.85
	1,899,779.23	67,253.95		1,967,033.18
	3,632,171.05	437,223.65		4,069,394.70

POS	17,372,095.36		6,511,690.57	1,444,269.99	22,439,515.94
	14,224,489.10		806,656.76	5,067,200.00	9,963,945.86
--					
	16,480,230.39		4,405,206.80	1,028,888.59	19,856,548.60
	69,565.14		50,675.21		120,240.35
	662,294.10		276,197.45		938,491.55
	1,756,445.85		517,320.26		2,273,766.11
POS	10,465,070.99		1,342,129.37	530,009.41	11,277,190.95
	3,526,854.31		2,218,884.51	498,879.18	5,246,859.64
--			--		
	21,624,244.20		--		20,644,745.93
	906,374.71		--		1,941,164.50
	1,237,485.13		--		1,028,541.63
	1,875,725.20		--		1,795,628.59
POS	6,907,024.37		--		11,162,324.99
	10,697,634.79		--		4,717,086.22
POS			--		
			--		
	21,624,244.20		--		20,644,745.93
	906,374.71		--		1,941,164.50
	1,237,485.13		--		1,028,541.63
	1,875,725.20		--		1,795,628.59
POS	6,907,024.37		--		11,162,324.99
	10,697,634.79		--		4,717,086.22

18

1


	73,749,092.60		73,749,092.60	17,512,551.40		17,512,551.40
	73,749,092.60		73,749,092.60	17,512,551.40		17,512,551.40

2

						(%)				(%)	
	278,060,000.00	17,512,551.40	56,236,541.20			26.52%	26.52%				73,749,092.60
	278,060,000.00	17,512,551.40	56,236,541.20			--	--			--	73,749,092.60

19

20

21

22

23

1

	35,407,638.04	711,921.30		36,119,559.34

	1,627,812.01	276,868.06		1,904,680.07
	33,684,575.52	-390,688.70		33,293,886.82
	32,056,763.51	-667,556.76		31,389,206.75
	1,627,812.01	276,868.06		1,904,680.07

1,102,610.00

24

25

	2,689,666.19		766,493.88		1,923,172.31	
	1,485,264.00		185,658.00		1,299,606.00	
	4,174,930.19		952,151.88		3,222,778.31	--

26

1

	2,771,387.97	2,360,623.92
	1,727,000.00	1,363,750.00
	2,144,655.13	3,859,621.15
	6,643,043.10	7,583,995.07

	59,842.30	17,734.00



2-3	102,844.87	55,368.80
3	53,170.42	
	74,123,765.00	53,356,142.23

**2****5****5****33****1**

1	38,599,137.46	65,039,691.91
1-2	6,789,384.73	2,023,767.13
2-3	765,655.98	378,109.73
3	135,564.65	6,589.73
	46,289,742.82	67,448,158.50

**2****5****5****34**

	15,987,908.63	89,545,680.14	88,520,500.95	17,013,087.82
		97,344.50	97,344.50	
		6,043,982.83	6,043,982.83	
		1,731,877.13	1,731,877.13	
		3,631,285.11	3,631,285.11	
		399,508.80	399,508.80	
		152,420.82	152,420.82	
		128,890.97	128,890.97	
		1,356,556.80	1,356,556.80	

		736,976.61	736,976.61	
	15,987,908.63	97,780,540.88	96,755,361.69	17,013,087.82

35

		7,739,653.45	12,527,712.71
		476.40	8,905,216.88
		295,323.44	179,605.41
		506,162.60	843,018.00
		361,550.07	602,161.06
		8,965.31	14,168.24
		176,681.52	207,262.76
		9,088,812.79	23,279,145.06

36

37

38

1

1		7,640,676.36	3,087,705.95
1-2		732,199.43	133,115.60
2-3			27,263.00
3			42,394.00
		8,372,875.79	3,290,478.55

2

5 5

39

--	--	--	--	--

40  
41  
42  
43  
44  
45  
46

	12,870,000.00	9,450,000.00
	12,870,000.00	9,450,000.00

	%\$\$\$\$\$" \$\$	!!!	!!!	!!!	%\$\$\$\$\$" \$\$		%
DCI &" X DCS	%\$\$\$\$\$" \$\$	!!!	!!!	!!!	%\$\$\$\$\$" \$\$		&
	' )\$Z\$\$\$" \$\$	!!!	!!!	!!!	' )\$Z\$\$\$" \$\$		'
	)\$Z\$\$\$" \$\$	!!!	!!!	!!!	)\$Z\$\$\$" \$\$		(
DCS	(\$Z\$\$\$" \$\$	!!!	!!!	!!!	(\$Z\$\$\$" \$\$		)
	%\$\$\$\$\$" \$\$	!!!	!!!	!!!	%\$\$\$\$\$" \$\$		*
	(Z\$\$\$\$" \$\$	!!!	!!!	!!!	(Z\$\$\$\$" \$\$		+
	, \$Z\$\$\$" \$\$	!!!	!!!	!!!	, \$Z\$\$\$" \$\$		,
	(\$Z\$\$\$" \$\$	!!!	!!!	!!!	(\$Z\$\$\$" \$\$		-
	!!! %&\$Z\$\$\$" \$\$		!!!	!!!	%&\$Z\$\$\$" \$\$		%&

	!!!	' \$\$\$\$\$\$" \$\$	!!!	!!!	' \$\$\$\$\$\$" \$\$		%%
	!!!	%ž) \$\$" \$\$	%ž) \$\$" \$\$	!!!	!!!		%&
	!!!	' &z \$\$\$" \$\$	' &z \$\$\$" \$\$	!!!	!!!		%
	!!!	, \$z \$\$\$" \$\$	, \$z \$\$\$" \$\$	!!!	!!!		%ŀ
	!!!	%*ž* \$\$\$" \$\$	%*ž* \$\$\$" \$\$	!!!	!!!		%Ń
	!!!	%ž( \$\$\$" \$\$	%ž( \$\$\$" \$\$	!!!	!!!		%*
	!!!	%žz \$\$\$" \$\$	%žz \$\$\$" \$\$	!!!	!!!		%+
&\$%&		&z \$\$\$" \$\$	&z \$\$\$" \$\$	!!!	!!!		%
		( &z \$\$\$" \$\$			( &z \$\$\$" \$\$		%
dcs		%ž) \$\$\$" \$\$			%ž) \$\$\$" \$\$		&\$
	- ž() \$z \$\$\$" \$\$	' ž- +ž) \$\$\$" \$\$	)ž) \$\$\$" \$\$	!!!	%&z, +\$z \$\$\$" \$\$		

% [ &\$-\$ ] ( , \$ %\$\$" \$\$

&

[ &\$-\$ ] , ( DCI &" X DCS &\$%\$ )

%\$\$" \$\$

' [ &\$%\$ ] ( ')

' )" \$\$

( [ &\$%\$ ] %-

) "\$" \$\$

)

( "\$" \$\$ DCS

\* [ &\$%\$ ] %-

%\$\$" \$\$

+ [ &\$%\$ ] , &

&\$%& + ( "\$" \$\$

, &\$%&

&\$%& %%

, \$" \$\$

- &\$%& &\$%& %&

(\$" \$\$

%\$ &\$%

%&\$" \$\$

%% &\$%&

' \$\$z\$\$\$\$" \$\$

%& %+ž) \$" \$\$

% ' &z\$\$\$\$" \$\$

%( , \$z\$\$\$\$" \$\$

%) %&\*ž\*" \$" \$\$

%& %/(ž( \$" \$\$

%+ %&\$z\$\$\$\$" \$\$

% &\$%& &\$z\$\$\$\$" \$\$

% (&z\$\$\$\$" \$\$

&\$ dcs %&) \$\$z\$\$\$\$" \$\$

---

	641,920,393.65			641,920,393.65
--	----------------	--	--	----------------

**51**

	12,716,911.13	1,478,059.67		14,194,970.80
	12,716,911.13	1,478,059.67		14,194,970.80

**52****53**

	498,376,442.74	309,075,911.40	494,315,894.67	293,688,072.41
	498,376,442.74	309,075,911.40	494,315,894.67	293,688,072.41

## 3

POS	477,134,982.20	304,945,722.24	475,525,661.62	290,430,957.41
POS	8,026,387.57	1,277,857.17	11,413,580.41	1,178,665.99
	68,376.07	25,656.00	136,752.14	44,394.00
	6,926,532.62	1,656,185.15	1,637,386.90	272,319.38
	6,220,164.28	1,170,490.84	4,742,439.26	1,761,735.63
			860,074.34	
	498,376,442.74	309,075,911.40	494,315,894.67	293,688,072.41

## 4

	149,133,533.76	90,342,158.92	191,900,445.27	121,723,351.00
	89,831,793.50	56,535,452.63	104,495,675.21	55,735,774.80
	102,059,465.18	62,527,125.79	83,876,104.29	49,261,567.01
	72,997,016.79	45,730,732.84	51,951,801.69	31,988,832.09
	35,405,633.76	20,859,091.02	22,339,847.86	12,868,280.90
	25,736,051.28	18,080,854.34	18,529,841.03	10,292,287.51
	19,145,876.92	12,915,301.63	15,945,220.51	9,258,252.07
	4,067,071.55	2,085,194.23	5,276,958.81	2,559,727.03
	498,376,442.74	309,075,911.40	494,315,894.67	293,688,072.41

## 5

		(%)
	106,846,329.24	21.41%
	49,138,591.72	9.84%

	49,079,118.73	9.83%
	47,046,728.21	9.42%
	24,915,676.07	4.99%
	277,026,443.97	55.49%

55

				“_”	
				“_”	

56

	43,229.42	498,442.17	× 5%
	2,430,058.58	3,472,861.55	× 7%
	1,735,755.78	2,480,615.41	3% 2%
		102.57	
	4,209,043.78	6,452,021.70	--

57

	19,514,729.67	16,863,474.19
	7,524,537.36	9,337,208.06
	4,619,986.13	4,606,529.14
	7,811,894.33	6,533,233.94
	10,197,853.59	9,522,722.70
	18,588,983.79	19,287,193.70

	5,757,044.43	5,580,774.95
	2,023,089.05	2,685,240.64
	422,852.72	1,237,004.86
	76,460,971.07	75,653,382.18

58

	76,757,353.10	66,553,514.04
	16,956,901.55	14,829,433.01
	4,729,546.15	4,271,174.26
	770,043.42	1,305,231.72
	559,847.07	769,591.84
	3,488,911.71	1,548,393.47
	791,632.21	562,833.90
	5,089,954.45	

	11,283,497.81	630,781.50
--	---------------	------------

2

3

	2,168,460.76		
	2,168,460.76		--

62

	1,162,208.24		6,367,195.57
	2,409,930.51		
	3,572,138.75		6,367,195.57

63

1

	498,879.18		498,879.18
	550,500.00		550,500.00
	33,348,776.32		
	73,346.02		73,346.02
	34,471,501.52	30,343,854.77	1,122,725.20

2

			/
	17,500.00		
	32,000.00		
	80,000.00		
	106,600.00		
	14,400.00		
	100,000.00		
2010		300,000.00	
2012 2		4,800.00	
		1,500,000.00	

64

		23,972.02	
		23,972.02	
	162,077.36		162,077.36
		356,736.03	
	20,938.79	118,879.67	20,938.79
	183,016.15	499,587.72	183,016.15

65

	767,711.83	11,146,454.34
	940,951.97	-3,193,407.21
	1,708,663.80	7,953,047.13

66

	4	114,300,000.00	114,300,000.00
	5	---	---
	6	---	---
	7	---	---
	8	---	---
	9	---	---
	10	---	---
	11	12	12
	12=4+5+6×7 ÷11-8×9÷11-10	114,300,000.00	114,300,000.00
	13	114,300,000.00	114,300,000.00
	14=1÷13	0.48	0.53
	15=3÷12	0.39	0.49
	16	---	---
	17	---	---
	18	---	---
	19	---	---
	20=[1+(16-18)× (100%-17)]÷(12+19)	0.48	0.53
	21=[3+(16-18) ×(100%-17)]÷(12+19)	0.39	0.49

1

$$=P0 \div S$$

$$S = \frac{S0}{P0} + \frac{S1}{S0} \times \frac{Mi}{M0} - \frac{Sj}{S1} \times \frac{Mj}{M0} - \frac{Sk}{Sk}$$

2

$$=P1 / (S0 + \frac{S1}{S0} \times \frac{Mi}{M0} - \frac{Sj}{S1} \times \frac{Mj}{M0} - \frac{Sk}{Sk} + )$$

67

68

1

	6,302,919.03
	2,515,314.42
	550,500.00
	74,878.85
	9,443,612.30

2

	8,214,361.79
	76,784,110.69
	149,584.72
	85,148,057.20

3

	3,420,000.00
	3,420,000.00

4

	4,952,897.50

	10,665,744.02
	15,618,641.52

69

1

1	--	--
	54,890,434.97	60,158,193.15
	3,572,138.75	6,367,195.57
	4,405,206.80	3,696,526.12
	1,102,610.00	909,858.91
	952,151.88	601,878.82
“ ”	-498,879.18	23,972.02
“ ”	-12,549,953.58	-18,379,258.43
“ ”	-11,283,497.81	-630,781.50
“ ”	940,951.97	-3,193,407.21
“ ”	21,764,741.83	-37,182,805.02
“ ”	1,325,959.56	-78,013,261.20
“ ”	-29,292,724.17	26,916,054.33
	35,329,141.02	-38,725,834.44
2	--	--
3	--	--
	670,754,556.20	684,132,811.94
	684,132,811.94	742,461,696.56
	-13,378,255.74	-58,328,884.62

2

3

--	--	--



670,754,556.20

684,132,811.94

					10,526,316.00	20%	20%		71520338-9

4

		27932635-7

5

1

	POS		1,475,316.24	0.31%		

2

			2012 01 01	2014 12 31		1,010,724.00

6


		1,821,120.00	105,306.00	6,161,000.00	308,050.00
--	--	--------------	------------	--------------	------------

**1**

2013 12 31

**2**

2013 12 31

**1**

2013 12 31

**2**

2013 12 31

1 2014 4 9

&gt;

&lt;

666.34

2014

2 2014 2 20

n "

612014 484455

é

2013 12 31

1

1

		(%)		(%)		(%)		(%)
	196,877,975.33	99.97%	14,859,164.35	7.55%	210,802,346.22	99.97%	14,707,556.71	6.97%
	196,877,975.33	99.97%	14,859,164.35	7.55%	210,802,346.22	99.97%	14,707,556.71	6.97%
	59,840.00	0.03%			59,840.00	0.03%		
	196,937,815.33	--	14,859,164.35	--	210,862,186.22	--	14,707,556.71	--

		(%)		(%)		(%)		(%)
1	--	--	--	--	--	--	--	--
1	179,698,272.80	91.24%	8,984,913.64		194,060,355.62	92.03%	9,703,017.78	
1 2	10,875,145.17	5.52%	2,175,029.03		13,065,164.60	6.2%	2,613,032.92	

2	3	5,210,671.36	2.65%	2,605,335.68	2,570,640.00	1.22%	1,285,320.01
3		1,093,886.00	0.56%	1,093,886.00	1,106,186.00	0.52%	1,106,186.00
		196,877,975.33	--	14,859,164.35	210,802,346.22	--	14,707,556.71

2

3

		2013	12	31	786,900.00
	--		--		786,900.00
					--

4

5

5

5

				(%)
		77,918,700.24		39.57%
		28,159,333.00		14.3%
		10,713,185.00		5.44%
		8,359,868.32		4.24%
		6,548,992.36		3.33%
	--	131,700,078.92	--	66.88%

6

			(%)
		59,840.00	0.03%
		1,821,120.00	0.92%
	--	1,880,960.00	0.95%

2

1

		(%)		(%)		(%)		(%)
	3,350,123.52	34.98%			1,852,543.52	20.79%		
	5,169,467.97	53.96%	935,848.50	18.1%	6,829,510.79	76.64%	650,109.28	9.52%
	5,169,467.97	53.96%	935,848.50	18.1%	6,829,510.79	76.64%	650,109.28	9.52%
	1,059,842.05	11.06%			229,112.20	2.57%		
	9,579,433.54	--	935,848.50	--	8,911,166.51	--	650,109.28	--

		(%)		(%)		(%)		(%)

1						
	--	--	--	--	--	--
1	2,341,071.36	24.44%	117,053.57	5,987,122.66	67.18%	299,356.13
1 2	2,400,580.22	25.06%	480,116.04	500,559.72	5.62%	100,111.94
2 3	178,275.00	1.86%	89,137.50	182,374.41	2.05%	91,187.21
3	249,541.39	2.6%	249,541.39	159,454.00	1.79%	159,454.00
	5,169,467.97	--	935,848.50	6,829,510.79	--	650,109.28

			(%)
		1,852,543.52	19.34%
		659,842.05	6.89%
	--	2,512,385.57	26.23%

## 3

						(%)	(%)				
		110,000,000.00	110,000,000.00	0.00	110,000,000.00	100%	100%				
		13,000,000.00	13,000,000.00	0.00	13,000,000.00	100%	100%				
		3,000,000.00	3,000,000.00	0.00	3,000,000.00	100%	100%				
		263,060,000.00	263,060,000.00	0.00	263,060,000.00	94.6%	94.6%				
		1,250,624.65	3,884,962.95	-3,884,962.95	0.00						
		20,000,000.00		22,062,164.22	22,062,164.22	20%	20%				
Exadigm, Inc.		3,121,250.00	3,121,250.00		3,121,250.00	3.33%	3.33%				
	--	413,431,874.65	396,066,212.95	18,177,201.27	414,243,414.22	--	--	--			

## 4

## 1

--	--	--	--	--	--	--	--	--	--	--	--

	497,767,043.71	493,174,169.91
	801,325.00	759,150.00
	498,568,368.71	493,933,319.91
	415,552,171.76	409,214,224.92

2

	497,767,043.71	415,097,525.26	493,174,169.91	408,373,590.72
	497,767,043.71	415,097,525.26	493,174,169.91	408,373,590.72

3

POS	476,589,195.02	410,967,336.10	474,486,507.75	405,116,475.77
POS	7,962,775.72	1,277,857.17	11,311,009.52	1,178,665.94
	68,376.07	25,656.00	136,752.14	44,394.00
	6,926,532.62	1,656,185.15	1,637,386.90	272,319.38
	6,220,164.28	1,170,490.84	4,742,439.26	1,761,735.63
			860,074.34	
	497,767,043.71	415,097,525.26	493,174,169.91	408,373,590.72

	19,145,876.92	17,345,608.47	15,908,391.73	12,873,609.78
	4,067,071.55	2,800,473.72	5,264,770.58	3,559,303.28
	497,767,043.71	415,097,525.27	493,174,169.91	408,373,590.72

5

		(%)
	106,846,329.24	21.43%
	49,138,591.72	9.86%
	49,079,118.73	9.84%
	47,046,728.21	9.44%
	24,915,676.07	5%
	277,026,443.97	55.57%

5

1

	30,000,000.00	35,000,000.00
	2,062,164.22	630,781.50
	9,115,037.05	
	41,177,201.27	35,630,781.50

2

	30,000,000.00	35,000,000.00	
	30,000,000.00	35,000,000.00	--

3

---

	2,062,164.22		

	9,613,916.23	
	550,500.00	
	-109,670.13	
	-163.37	
	10,054,909.47	--

2

1

	54,940,058.49	60,160,444.91	1,033,002,391.82	983,777,333.33

2

	54,940,058.49	60,160,444.91	1,033,002,391.82	983,777,333.33

3

	%		
	5.45%	0.48	0.48
	4.46%	0.39	0.39

4

	182,477,850.98	196,696,956.51	7.23%	
	3,142,175.68	1,823,562.29	72.31%	
	3,695,225.62	1,811,016.06	104.04%	
	7,580,762.66	9,158,420.99	17.23%	
	114,059,740.80	138,234,413.14	17.49%	
	25,183,414.22	7,006,212.95	259.44%	2,000
				20%
	73,749,092.60	17,512,551.40	321.12%	
	74,123,765.00	53,356,142.23	38.92%	
	46,289,742.82	67,448,158.50	31.37%	
	9,088,812.79	23,279,145.06	60.96%	
				10%
	8,372,875.79	3,290,478.55	154.46%	520

2013