



2016

2016-087

2016 07

()

临

.....	2
.....	6
.....	10
.....	29
.....	45

		2016

临

			300130
			Shenzhen Xinguodu Technology CO.,LTD
			XGD
			17A
			518040
			17A
			518040
为			www.xinguodu.com
			xgd-zqb@xinguodu.com

临

		与	
		17A	17A
		0755-83481391	0755-83481391
		0755-83890344	0755-83890344
		liyanfang@xinguodu.com	fangyuan@xinguodu.com

	www.cninfo.com.cn

	536,085,683.13	343,317,374.79	56.15%
	34,353,389.04	35,199,396.82	-2.40%
	30,362,492.65	31,848,938.56	-4.67%
	7,764,474.74	-2,649,691.73	393.03%
/	0.0336	-0.0116	389.66%
/	0.150	0.160	-6.25%
/	0.150	0.160	-6.25%
	2.68%	3.07%	-0.39%
	2.38%	2.77%	-0.39%
	2,513,076,910.98	1,822,478,469.09	37.89%
	1,307,823,052.63	1,262,354,409.92	3.60%
/	5.661	5.149	9.94%

	-265,169.01	
	4,562,000.00	
	453,710.96	
	-149,428.83	
	594,663.40	
	15,553.33	

	3,990,896.39	--
--	--------------	----

1 —

1 —

1 —

1

2

1

2015

2

万

万

3

万

为

乃

4

为

万 为 “为 +” “为 +”
为

5

6
2015 6 10 临 临
为 为 5,000 为
为 5% 2016 6 22
为 [2016]551

7

8

万

9
2016 临 2016

10 100%

2015 与 15%

1

为
POS

为

40.18% 5.36 56.15% 4.76
3,435.34 3,458.68 2.4%

	536,085,683.13	343,317,374.79	56.15%	
	324,877,960.11	212,335,737.35	53.00%	
	51,392,827.92	33,769,945.08	52.19%	
	120,671,022.00	76,715,250.45	57.30%	
	11,793,918.72	-3,567,240.72	430.62%	
	889,975.42	1,035,905.37	-14.09%	
	62,913,944.00	48,804,248.64	28.91%	
	7,764,474.74	-2,649,691.73	393.03%	
	-581,740,706.38	-263,994,090.16	-120.36%	
	447,269,616.93	33,417,018.65	1,238.45%	
	-126,715,212.32	-233,226,763.24	45.67%	

4

5

5

5

5

6

	Dana Dana Danale APP	-11,857,233.37
		15,255,950.14

7

为

为

临

6,291.39 28.91%

8

9

1

2016

为

万

万

2015

为

为

万

为

为

为

2016 6 8

2016

1)

267.97

888.28

32.42% 7.10%

2)

56.58

13.18%

3.96%

52.08

14.72%

3.95%

4.50

1.98%

4.12%

4.15

0.30

3

1 700.90

POS

2 354.70

ATM

88.98

30.90

72.60

2.31

ATM

6 359

8.19%

POS

240

21.05%

246.36

192.30

26.14

20.82

44.99

18.73

79.14

13.39

96.09

139.36

39.00%

72.47%

8.45

7.39

45.51

11.42

57.51%

85.28%

48.35%

0.17

9829.51

9.74%

2398.64

1.22%

1692.25

15.90%

POS

万

3

POS	ATM	ATM	POS	POS	ATM	ATM	POS	ATM
793.97	3.18	104.43	657.84	46.60%	9.11%	303.22	0.54	
31.05%		9.31%	10.70%	56.15	52.13	308.08%		
		294.07	18.58	9.01	8.11	105.89%	104.03%	
54.15%	37.20%	1 024.19	921.49			55.43	284.26	
		45.25%	9.48%	6091.67	31237.14			
16.07%	42.89%	5 914.11	1682.96	53.82	15.31			
			100%					

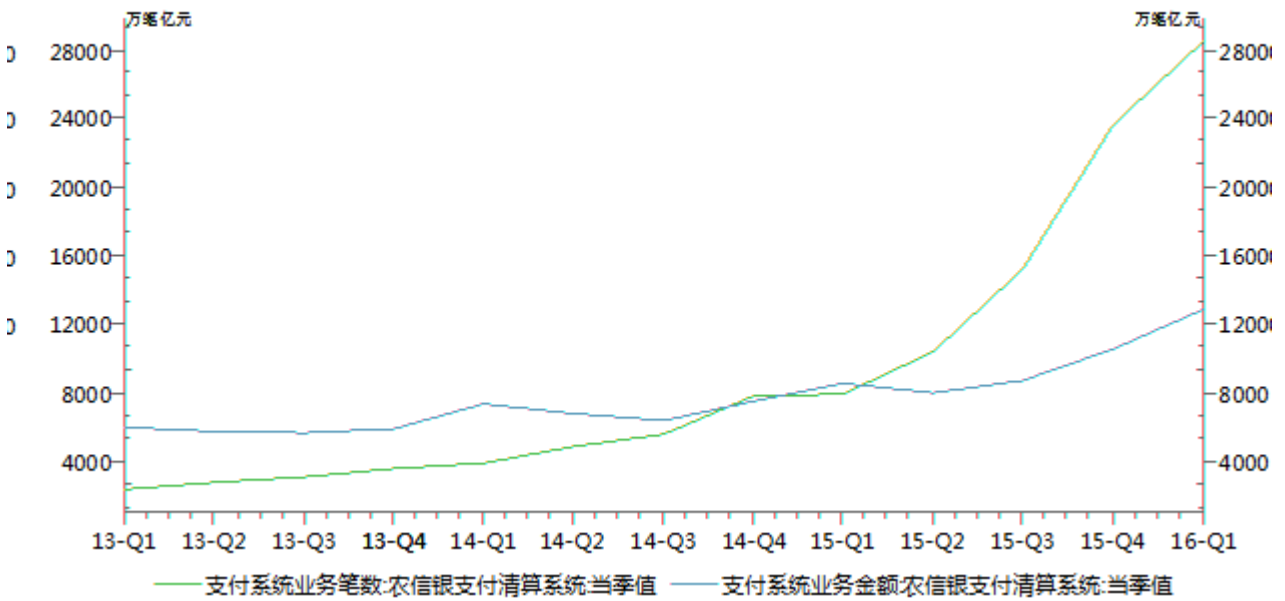
2016 3

POS

4

260.03%	50.36%	313.58	142.20	28536.04	12940.39
---------	--------	--------	--------	----------	----------

2013年-2016年1季度支付清算系统业务情况



wind

5

67.80

9.55

4135.67

0.16

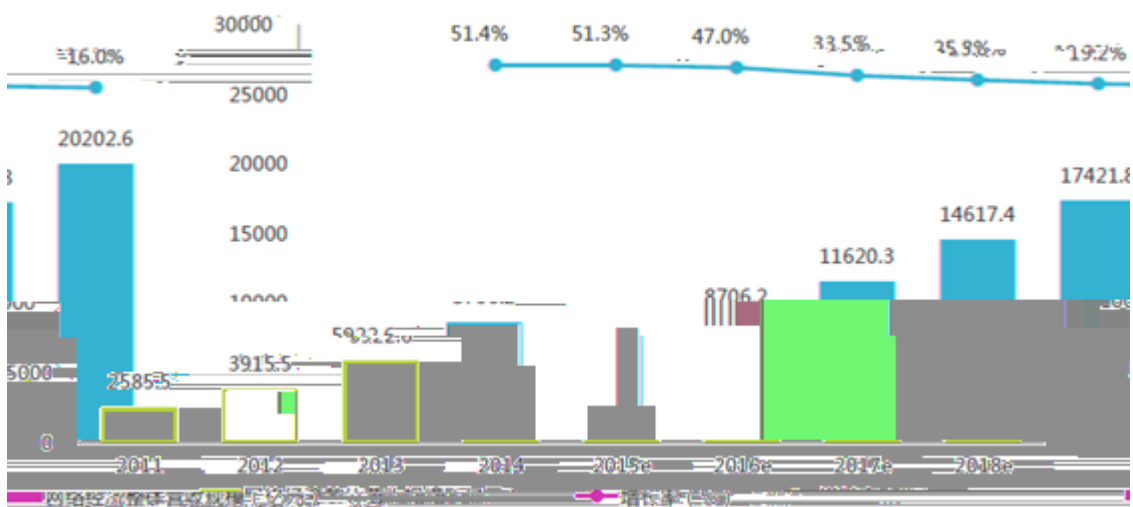
2015

2
1

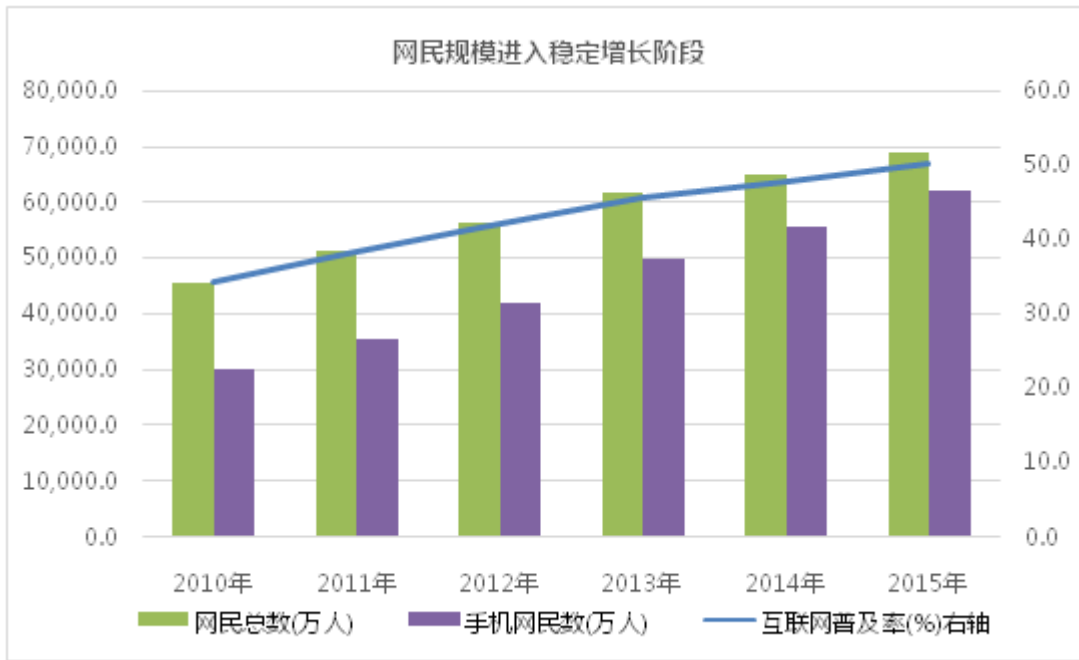
“ ”

2 为 “ ”

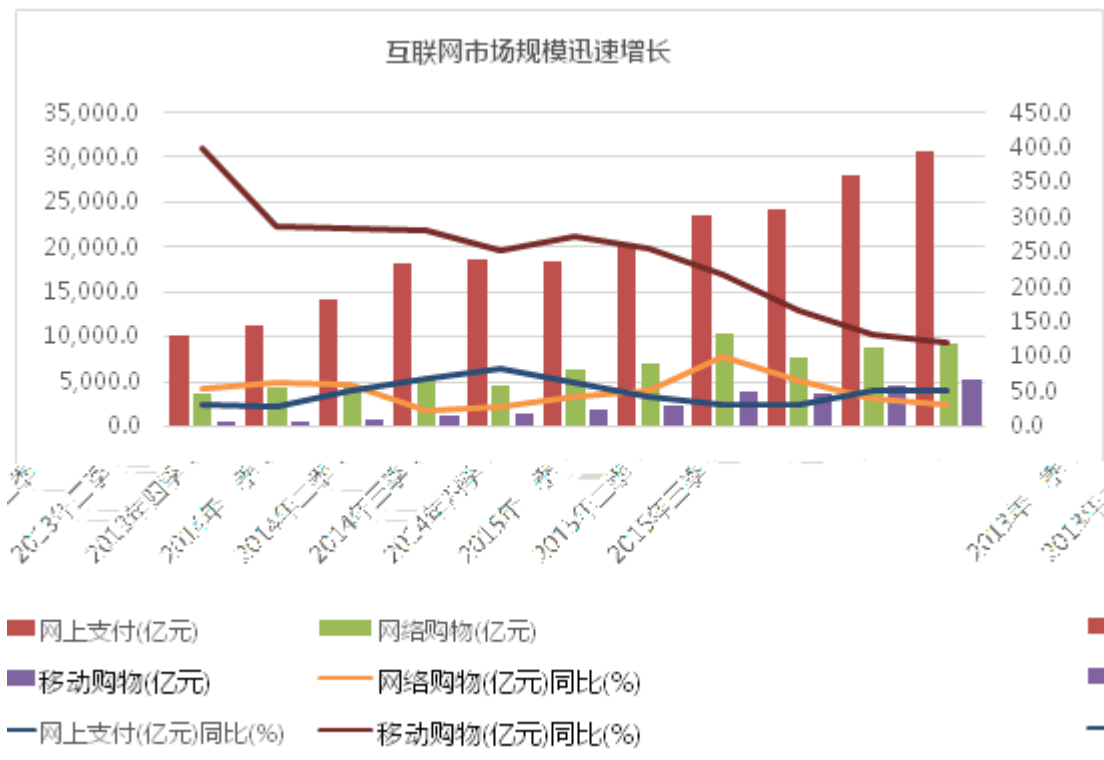
2011-2018年中国网络经济市场规模及增长率



2015
Choice 2010 2015 6.9
10.3% 6.2 17.9% 为 2015 50.3%
2015 8.32 8.32
1.32 45.21% 43.39% 136.16% 2015
2014



Choice



Choice

为

临

乃

“

”

乃

3

2015 9

4

为

5

万

为

SNS
乃

6

O2O

7

3

万

为

为

“ ” “ ”

为

为
为

为

万

乃

乃

2014

2015

ExaDigm

10

2016 为

(1) POS

2016 POS POS

POS

—

2016

2016	5.36	56.15%	4.76
40.18%	3,435.34	6,557.51	338.28%
	13.77%		

(2)

NFC POS 2016
万

2016 5 50,000
100% 为

(3) 为

2016 3 5 466.6667

25%

“ + + + ”
“ ” 为

2016 3 3,000 15,000

3,000

20%

“为 +”

(4)

2016

2016

(5)

2016

POS

为

11

1

2015

万

2

万

万

4

万 为 “为 +” 为 “为 +”
 为 为 万

5

为 为
 6 2015 6 10 为 5,000 为
 为 为 5% 2016 6 22
 为 [2016]551

7

8

万

9

2016 临 2016


10

100%



1.

2,690 2,690



	2011 3 3 1,293
	, 2011 4 21
	<p>1 “ ” 829.6</p> <p>乔</p> <p>2 ”</p> <p>” 5,621 2013 12 31 2010 6</p> <p>2010 2</p> <p>“2 ”</p> <p>与</p> <p>“ ”</p> <p>2</p> <p>2015 1 26</p> <p>2015 1 26</p> <p>“ ”</p> <p>3,123.16</p>

3



	--	15,306	404.37	15,840.19	--	--	420.94	--	--

()

3

1

2

		500,000,00 0.00	0	0.00%	4,666,667	25.00%	501,455,25 2.24	1,455,252. 24		
		500,000,00 0.00	0	--	4,666,667	--	501,455,25 2.24	1,455,252. 24	--	--

4

1

2



3

临

1

			2	3	4				5	
		50,000			1,455,252. 24	4.24%			2016 03 07	(2016-016)
		50,000				0.00%			2016 05 10	(2016-062)

2



--	--	--	--	--	--	--	--	--	--	--	--	--	--

3

			2014		2015	
1	2014					
2014	2 20	临	临		<	
	2014		>			
2014	2 21		www.cninfo.com.cn		2014	
2014	4 9	临	临		<	
	2014		>			
2014	4 10		www.cninfo.com.cn	2014		
2014	4 29	2014 临		<		2014
		>	<			
		<				
	丰	丰		丰	丰	
2014	5 9		临		丰	
		丰		临		
2014	5 12		www.cninfo.com.cn		丰	
		159	152	丰	646.34	622.84
		20				
2014	7 3		www.cninfo.com.cn		丰	
		丰		152	151	
			丰	151	621.64	
	JLC1	036143				
2015	1 26					

1-3

2015 1 27 www.cninfo.com.cn
6,077,400

丰

2015 2 2 www.cninfo.com.cn

丰

2015 3 27

丰

2015 3 31 www.cninfo.com.cn

2015 4 2 www.cninfo.com.cn

2015 5 13

2015 5 14 www.cninfo.com.cn

2015 6 19 www.cninfo.com.cn

2015 6 19 3 0 Td[<02C5FA3f1 0 0 1 208.22 54015 ÅJ=s œ (¼

2015'%@F 8

2016 3 29 2016-030
 临

735 3,000 15,000
 4.9% 20%

2015-144	2015 12 30	
2016-030	2016 04 13	
2016-024	2016 03 29	

10%

2

	2016 03 07	5,000	2016 06 08	5,000		2016.6.8-20 19.4.25		

E	70%	0
50%	F	0
D+E+F		0

1

3

--	--	--	--	--	--	--	--

4

5%

与	与				
		5%	2010 09 30	9999-12-31	

	1			
	乎			
	2			
	3			
	“ ()	2010 09 30	9999-12-31	

		”			
		5% “	2010 09 30	9999-12-31	
		”	2010 09 30	9999-12-31	
		1)	2015 09 02	2016-7-10	

		2)			
		2015 7 10	2015 07 10	2016-7-10	
		2,960			
	; ; ; 乔 ; ; ; ; ; ; ; ; ; ;				

1

2016	16	112379	2016 04 15	2019 04 15	40,000	5.60%	

2

			42 101	临			021-68800201
--	--	--	-----------	---	--	--	--------------

43,567.95	2015 9 30	23,509.33
1.		
2.		
3.	3	
4.		
5.		
6.	2015 12 1	2015 12
17		
1)	2)	3)
	4)	
6		
7		
1.		
3.8		
2.		
3.		
4.	与	
5.		
6.		

13

与

与

与

14

15

1

2016 4 25		临		临		
	75%					
2016 4 20		www.cninfo.com.cn		2014		临
2014		临			2016 5 9	2017 5 9
临		141	4,809,120	7.535	2016 6 14	
2014		临			2016-073	2014
临					4,236,200	
2016 4 18		临				临
2016 4 20				临		
141	临		4,809,120	7.535		
2016 4 18		临				临
2016 4 20				临		
141	临		4,809,120	7.535	2016 6 30	2014
	临		4,236,200		235,257,560	
	0.003 /			0.034 /		

	42,075	0	60,000	102,075		2017-1-1
	1,500	0	0	1,500		2017-1-1
	750	0	0	750		2017-1-1
	0	0	118,125	118,125		2017-1-1
	0	0	7,501	7,501		2017-1-1
	81,857,295	0	275,626	82,132,921	--	--

临

							17,944
5%							
		32.58%	76,640,000		57,480,000	19,160,000	
		10.80%	25,405,760		19,054,320	6,351,440	10,510,000
		4.85%	11,400,000		0	11,400,000	4,800,000
		3.94%	9,260,000		0	9,260,000	5,400,000
		2.36%	5,546,661				
		2.18%	5,120,346				
		2.01%	4,720,000				
		1.19%	2,799,891				
		0.92%	2,172,900		1,629,675	543,225	
		0.87%	2,051,550				

100								
10								
						19,160,000		19,160,000
						11,400,000		11,400,000
						9,260,000		9,260,000
						6,351,440		6,351,440
						5,546,661		5,546,661
						5,120,346		5,120,346
						4,720,000		4,720,000
						2,799,891		2,799,891
100						2,051,550		2,051,550
						2,000,000		2,000,000
10								
10		10						

10

10

10

10

1

							丰	丰		丰
		76,640,000	0	0	76,640,000	0	0	0	0	0
		25,405,760	0	0	25,405,760	0				

			0		1			
--	--	--	---	--	---	--	--	--

2

				丰			
			240,000	150,000	0	0	390,000
			240,000	150,000	120,000	0	270,000
			240,000	150,000	0	0	390,000
			192,000	120,000	0	0	312,000
	与		160,000	100,000	80,000	0	180,000
			192,000	120,000	96,000	0	216,000
	--	--	1,264,000	790,000	296,000	0	1,758,000

	19,447,577.68	66,678,846.16
	1,133,200,931.34	1,118,000,390.57
	240,000.00	240,000.00
	673,882,917.21	75,710,833.32
	60,602,971.56	43,552,693.97
	376,806,563.75	296,925,757.82

	144,472,044.92	242,639,477.56
	58,512,455.53	49,101,803.37
	1,386,675.33	31,237,316.25
	12,774,061.53	16,020,759.10
	3,733,333.34	
	72,820,552.69	31,714,321.93
ᄁ ᄁ		
ᄁ ᄁ		
	781,634,953.50	535,856,684.37
	364,519.79	1,038,783.85
	396,588,583.58	
	17,080,833.33	13,155,833.33
	5,295,762.52	6,238,129.72
	419,329,699.22	20,432,746.90
	1,200,964,652.72	556,289,431.27
	231,021,360.00	231,021,360.00

	629,420,021.64	606,706,549.26
	-134,888.13	-87,737.42
	24,685,764.62	24,685,764.62
	422,830,794.50	400,028,473.46
	1,307,823,052.63	1,262,354,409.92
	4,289,205.63	3,834,627.90
	1,312,112,258.26	1,266,189,037.82
	2,513,076,910.98	1,822,478,469.09



2

	169,712,707.12	317,328,362.02
		24,547.95
	50,642,717.00	53,446,206.16
	143,496,804.31	342,691,461.13

	2,008,172,969.34	947,282,698.57
	19,841,050.49	39,004,785.03
	2,030,614.93	2,047,062.08
	6,182,193.14	3,941,558.33
	7,139,392.70	12,085,746.26
		15,705,208.00
	2,043,366,220.60	1,020,067,058.27
	2,736,315,935.45	1,941,622,311.41
	209,600,100.00	50,000,000.00
	146,877,466.39	112,151,669.05
	163,612,120.63	483,702,316.92
	35,824,922.07	48,180,071.41
		17,425,783.00
	4,726,960.68	7,610,261.76
	3,733,333.34	
	726,702,914.06	189,960,747.36

	1,291,077,817.17	909,030,849.50
	396,588,583.58	
	17,080,833.33	11,155,833.33
	413,669,416.91	11,155,833.33
	1,704,747,234.08	920,186,682.83

	536,085,683.13	343,317,374.79
	536,085,683.13	343,317,374.79
临	520,291,708.11	327,678,560.68
	324,877,960.11	212,335,737.35
	3,673,523.51	3,634,951.49
	51,392,827.92	33,769,945.08
	120,671,022.00	76,715,250.45
	11,793,918.72	-3,567,240.72
	7,882,455.85	4,789,917.03
“ ”		
“ ”	-1,374,205.15	642,076.06
	-1,827,916.11	642,076.06
“ ”		
“ ”		

	454,577.73	784,940.20
	-47,150.71	
	-47,150.71	
1.		
2.		
臨	-47,150.71	
1.		
2.		

4

	199,298,608.22	343,272,907.59
	138,541,826.14	299,931,358.45
	901,058.02	2,055,654.89
	4,002,913.78	23,435,128.13
	31,008,380.10	46,586,187.06

2.		
3.		
4.		
5.		
6.		
	15,642,988.95	-23,327,092.61
临		

5

	487,922,354.61	364,894,536.92
	17,060,125.28	17,031,252.48
	8,099,148.86	7,086,339.40
	513,081,628.75	389,012,128.80

	293,752,821.75	233,249,243.03

	400,000,000.00	
	246,858.47	3,005,053.30
	772,246,858.47	

	12,304,904.11	6,250,000.00
	12,304,904.11	6,250,000.00
	1,650,950.16	931,701.00
	765,200,000.00	241,800,000.00
	766,850,950.16	242,731,701.00
	-754,546,046.05	-236,481,701.00
	356,000,000.00	50,000,000.00
	400,000,000.00	
	67,931.92	1,636,491.68
	756,067,931.92	51,636,491.68
	196,399,900.00	
	20,222,167.12	5,442,670.02
	71,553,598.35	14,249,364.63
	288,175,665.47	19,692,034.65
	467,892,266.45	31,944,457.03
	-159,506,821.08	-203,667,637.03
	278,666,298.61	335,219,442.18
	119,159,477.53	131,551,805.15

						-11,551, 068.00		-11,551, 068.00
629,420 ,021.64		-134,88 8.13		24,685, 764.62		422,830 ,794.50	4,289,2 05.63	1,312,1 12,258. 26

671,145 ,093.66				17,440, 475.56		327,492 ,908.55	2,923,2 12.55	1,133,3 01,690. 32

	00				,093.66				475.56		,908.55	12.55	32
	116,72				-64,438,				7,245,2		72,535,	911,415	132,887
“ ”	1,360.				544.40				89.06		564.91	.35	,347.50
	00												
											85,495,	911,415	86,319,
											853.97	.35	531.90
临	2,421,				49,861,								52,282,
	360.00				455.60								815.60
1													
2													
3	2,421,				49,861,								52,282,
	360.00				455.60								815.60
4													
									7,245,2		-12,960,		-5,715,0
									89.06		289.06		00.00
1									7,245,2		-7,245,2		
									89.06		89.06		
2													
3											-5,715,0		-5,715,0
											00.00		00.00
4													
	114,30				-114,30								
	0,000.				0,000.0								
	00				0								
1	114,30												
	0,000.												
	00												

2													
	231,021,360.00				606,706,549.26		-87,737.42		24,685,764.62		400,028,473.46	3,834,627.90	1,266,189,037.82

8

	231,021,360.00				600,331,542.63					24,685,764.62	165,396,961.33	1,021,435,628.58	
临	231,021,360.00				600,331,542.63					24,685,764.62	165,396,961.33	1,021,435,628.58	
“ ”					6,041,151.84						4,091,920.95	10,133,072.79	
											15,642,988.95	15,642,988.95	
临					6,041,151.84							6,041,151.84	
1													
2													
3					6,041,151.84							6,041,151.84	
4													
											-11,551,068.00	-11,551,068.00	

1											
2										-11,551,068.00	-11,551,068.00
3											
1											
2											
3											
4											
1											
2											
	231,021,360.00				606,372,694.47				24,685,764.62	169,488,882.28	1,031,568,701.37

	114,300,000.00				668,211,755.86				17,440,475.56	105,904,359.79	905,856,591.21

										890.60	0.60
临	2,421,360.00				46,419,786.77						48,841,146.77
1											
2											
3	2,421,360.00				46,419,786.77						48,841,146.77
4											
									7,245,289.06	-12,960.289.06	-5,715,000.00

1



90.00 30.00%

[2001] 347 4403012070860

2001 12 12 30.00%

70.00% 30.00% 2002 1 28

2004 5 21 1,200.00

1,500.00 86.00%

14.00% 2004 5 31 (2004) 159

2007 12 13 2,500.00

4,000.00 86.00% 14.00% 2007

12 20 [2007]152

2008 3 10 86.00% 4,449.64

13

2008 3 24

	()	
	2,115	52.875%
	705	17.625%
	705	17.625%
	40	1.000%
	40	1.000%
	60	1.500%
	40	1.000%
	40	1.000%
	60	1.500%
	50	1.250%
	35	0.875%
	60	1.500%
	50	1.250%
	4,000	100%

2008 4 8 2008 3 2008 4 8

2008 3 31 59,860,459.32 4,000.00 1:1

4,000 4,000.00

[2008]35 2008 4 25 440301103074776

2008 7 750.00

2008 4,750.00 乔

() ()

11 5,002.50 750.00

4,252.50 4,750.00

[2008]74 2008 7 18

2009 6 5 () 1.684% 2009 6

22
2009 6 22 () 2.105% 2009 6
22
2009 7 15 乔 (“ ”) 120
乔
(“ ”) 2009 8 10 (2009 12)
2009

	30	0.6316%
	20	0.4211%
	20	0.4211%
	20	0.4211%
	20	0.4211%
	10	0.2105%
	4,750	100%

[2010]1292

2010 10 8 (A) 1,600 1.00 43.33
 2010 10 13 69,328.00 46,945,065.67 646,334,934.33

“ [2010]124 ”

2011 4 21 6,350 10 2 ()

10 8 5,080.00 11,430

2015 4 30 11,430 10 0.50 ()

10 10 22,860

2015 6 19 145

丰

2,421,360 231,021,360

1.

2.

POS

为

3.

(POS)

(POS)

4.

,

7

*1				11,000	
乔 *2		乔		1,300	
*3				40,806	

				6,000	IC
*4					
			POS	20,000	POS 为
*5					
				6,000	
*6					
ExaDigm,Inc*7				100	POS

	*1	100%	100%	11,000	---
乔	*2	100%	100%	1,300	

*4	2015 4 14				25,200
	100%	2015 6 24			
	2015 11 20				
		2,866.74		3,133.26	6,000
*5		2015 3 10	20,000	1,000	
	100%				
*6		2015 4 23	6,000	6,000	
	100%				
*7	2015 8 31	Xinguodu Inc.	Exadigm, Inc.	Exadigm, Inc.	
470		ExaDigm,Inc.	2015 10 8		
		ExaDigm,Inc.	100%		

1

(“ ”)
 15 — (2014)

2

12

1

4

5

1. 乃
2. 乃
- 3.
- 4.

6

为

丰

1.

2.

1

2

A. 乃

B. 乃

C.

D.

3.

4.

7

1.

2.

3.

1.

2.

3.

4.

5.

8 —

8 —

8

9

1.

2

“ ”

10

临

1.

1

2

3

1

2

与

3

4

2.

3.

1

()

2

3

4.

5.

.

1

2

1

2

.

为

为

1

2

11

1

	100

2

1 1	5.00%	5.00%
1 2	20.00%	20.00%
2 3	50.00%	50.00%
3	100.00%	100.00%

3

12

1.

2.

2

丰

3.

1

22 ——

2

22 ——

3

22 ——

4

5

22 —

4.

1 乃

2 乃

3

4

1

22 —

2

1

2

5.

乃

1

3

2

5

4

15

16

1

1

2

3

2

3

3

4

丰

一

丰

19

20

21

1

1

1

2

1

	50	
	5	

2

2

1

2

1

2

3

4

5

22

乃

23

1

1

2

	5
	3-5
	10

24

1

丰

临

丰

2

3

丰

丰

4

25

1

2

26

1

2

丰

3

丰

4

5

1

6

丰

2

3

4

丰

丰

丰

丰

丰

丰

5

丰

丰

丰

27

28

1

万

POS

2

1

2

29

1

2

30

/

()

1

丰

1

2

万

2

1

2

万

3

3

1

2

31

1

1

2

1

2

丰

2

1

2

32

33

1

2

34

1

		17% 6% 6% 5%
		5%
		7%
		15%
		3%
		2%
	70%	1.2% 12%

3**1**

	17,380.93	21,673.28
	262,090,599.92	388,801,519.89
	86,092,925.16	39,330,241.88
	348,200,906.01	428,153,435.05
	331,651.18	2,737,189.03

2

		121,378.09
		121,378.09
		0.00
		121,378.09

3**4****1**

	50,861,694.17	56,279,381.02
	450,000.00	500,000.00
	51,311,694.17	56,779,381.02

2

--	--

3 与

--	--	--

4

--	--

5

1

	531,233,590.07	100.00%	37,014,366.88	6.97%	494,219,223.19	387,864,836.89	100.00%	29,567,382.05	7.62%	358,297,454.84
	531,233,590.07	100.00%	37,014,366.88	6.97%	494,219,223.19	387,864,836.89	100.00%	29,567,382.05	7.62%	358,297,454.84

1				
1		501,410,776.93	25,070,538.85	5.00%

1	2	17,328,858.06	3,465,771.61	20.00%
2	3	8,031,797.33	4,015,898.67	50.00%
3		4,462,157.75	4,462,157.75	100.00%
		531,233,590.07	37,014,366.88	6.97%

2

7,446,984.83

--	--	--

3

--	--

--	--	--	--	--	--

4

单位名称	与本公司关系	金额	账龄	占应收账款总额的比例
17.50%				
0.45%	第二名	非关联方	92,955,245.58	1年以内
0.14%			2,398,508.64	1-2年
14.52%			767,300.68	2-3年
1.43%	第三名	非关联方	77,154,889.06	1年以内
0.07%			7,618,289.00	1-2年
4.10%			376,461.00	2-3年
1.76%	第四名	非关联方	21,782,874.82	一年以内
75.34%	第五名	非关联方	9,365,050.00	一年以内
	合计		400,222,405.89	

5

6

6

1



2

--	--	--	--	--

8

1

()		
-----	--	--

2

1

()				
-----	--	--	--	--

9

1

	13,888,718.67	96.53%	3,703,784.04	26.67%	10,184,934.63	8,566,108.46	94.48%	3,314,251.28	38.69%	5,251,857.18
	500,000.00	3.47%	500,000.00	100.00%	0.00	500,000.00	5.52%	500,000.00	100.00%	0.00
	14,388,718.67	100.00%	4,203,784.04	29.22%	10,184,934.63					

1			
1	9,133,503.87	456,675.21	5.00%
1 2	1,083,366.83	216,673.36	20.00%
2 3	1,282,825.00	641,412.50	50.00%
3	2,389,022.97	2,389,022.97	100.00%
	13,888,718.67	3,703,784.04	26.67%

2

435,471.02

0.00

--	--	--

3

--	--

--	--	--	--	--	--

4

	4,354,623.04	1,910,529.40
	8,877,532.54	5,998,327.84

ก	656,563.09	639,920.22
	500,000.00	517,331.00
	14,388,718.67	9,066,108.46

5



	82,928,767.47	5,199,498.40	77,729,269.07	71,998,270.40	5,199,498.40	66,798,772.00
	51,902,029.36		51,902,029.36	58,970,149.28		58,970,149.28
	207,935,062.23	8,460,201.76	199,474,860.47	206,970,791.08	8,784,860.34	198,185,930.74

2

	922,031.67			5,367.52	916,664.15
	2,663,330.27	38,130.53		357,421.59	2,344,039.21
	5,199,498.40				5,199,498.40
	8,784,860.34	38,130.53		362,789.11	8,460,201.76

3

4

--	--

11

--	--	--	--	--

12

--	--	--

13

	1,503,045.86	871,991.00

	17,508,603.56	9,670,285.73
		56,000,000.00
	435,928.26	136,569.43
	19,447,577.68	66,678,846.16

14

1

	240,000.00		240,000.00	240,000.00		240,000.00
	240,000.00		240,000.00	240,000.00		240,000.00
	240,000.00		240,000.00	240,000.00		240,000.00

2

--	--	--	--	--

3

自(BQ)起(X)

--	--	--	--	--	--	--

15

1

2

--	--	--	--	--

3

16

1

2

3

17



临											
	28,461,29 1.15			274,001.6 7						28,735,29 2.82	
	47,249,54 2.17			-3,557,17 0.01						43,692,37 2.16	
		500,000,0 00.00		1,455,252 .23						501,455,2 52.23	
		100,000,0 00.00								100,000,0 00.00	
	75,710,83 3.32	600,000,0 00.00		-1,827,91 6.11						673,882,9 17.21	
	75,710,83 3.32	600,000,0 00.00		-1,827,91 6.11						673,882,9 17.21	

18

1

2

3

与


与

19

1

				POS		
1.	2,976,066.85	2,165,048.57	7,098,728.12	36,324,043.09	25,001,057.58	73,564,944.21
2.	15,207,188.00	37,179.49	22,610.27	7,151,056.62	1,940,385.26	24,358,419.64
1	15,207,188.00	37,179.49	22,610.27	7,151,056.62	1,940,385.26	24,358,419.64
2						
3						
3.				6,502,723.29	1,027,403.19	7,530,126.48
1					1,027,403.19	1,027,403.19
2				6,502,723.29		6,502,723.29
4.	18,183,254.85	2,202,228.06	7,121,338.39	36,972,376.42	25,914,039.65	90,393,237.37
臨						
1.	286,304.28	1,529,011.49	5,348,257.90	7,403,978.56	15,444,698.01	30,012,250.24
2.	33,849.84	258,191.11	502,540.15	3,107,029.86	1,587,127.77	5,488,738.73
1	33,849.84	258,191.11	502,540.15	3,107,029.86	1,587,127.77	5,488,738.73
3.				4,758,187.83	952,535.33	5,710,723.16
1					952,535.33	952,535.33
2				4,758,187.83		4,758,187.83
4.	320,154.12	1,787,202.60	5,850,798.05	5,752,820.59	16,079,290.45	29,790,265.81
1.						

2.						
1						
3.						
1						



20

1

	376,806,563.75		376,806,563.75	296,925,757.82		296,925,757.82
	376,806,563.75		376,806,563.75	296,925,757.82		296,925,757.82

2

	376,806,563.75	296,925,757.82	79,880,805.93			376,806,563.75	100.00%	100%				
	376,806,563.75	296,925,757.82	79,880,805.93			376,806,563.75	--	--				--

3

--	--	--

21

--	--	--

22

--	--	--

23

1

2

24

25

1

1.	33,376,838.80	44,943,157.89		5,920,456.41	30,557.36	147,917.71	84,418,928.17
2.				413,974.97		4,687.30	418,662.27
1				413,974.97		4,687.30	418,662.27
2							
3							
3.							
1							
4.	33,376,838.80	44,943,157.89		6,334,431.38	30,557.36	152,605.01	84,837,590.44

临							
1.	3,288,469.01	4,993,684.21		2,624,240.32	3,395.26		10,909,788.80
2.	333,778.38	5,024,733.19		522,412.89	3,416.37		5,884,340.83
1	333,778.38	5,024,733.19		522,412.89	3,416.37		5,884,340.83
3.							
1							
4.	3,622,247.39	10,018,417.40		3,146,653.21	6,811.63		16,794,129.63
1.							
2.							
1							
3.							
1							
4.							
1.	29,754,591.41	34,924,740.49		3,187,778.17	23,745.73	152,605.01	68,043,460.81
2.	30,088,369.79	39,949,473.68		3,296,216.09	27,162.10	147,917.71	73,509,139.37

	35,000.06		4,999.98		30,000.08
	2,135,790.00		160,329.00		1,975,461.00
	922,824.02	87,179.47	267,364.44		742,639.05
	0.00	2,400,000.00	400,000.00		2,000,000.00
	137,628.64	1,020,178.62	292,946.01		864,861.25
	7,370,285.31	4,482,757.38	1,878,964.38		9,974,078.31

29 /

1

	41,837,837.87	6,275,675.68	41,124,038.65	6,168,539.83
			8,302,057.21	1,245,308.58
	13,155,833.33	1,973,375.00	13,155,833.33	1,973,375.00
	40,198,396.62	6,029,759.49	40,198,396.62	6,029,759.49
	95,192,067.82	14,278,810.17	102,780,325.81	15,416,982.90

2

	35,305,083.47	5,295,762.52	

4

	1,042,455.02	1,042,455.02
	749,283.84	749,283.84
	1,791,738.86	1,791,738.86

5

--	--	--	--

30

	0.00	15,207,188.00
	0.00	498,020.00
		15,705,208.00

31**1**

	227,191,588.00	51,558,464.00
	227,191,588.00	51,558,464.00

2

--	--	--	--

32

--	--	--

33

34

		288,008.11
	260,744,242.16	113,296,534.05
	260,744,242.16	113,584,542.16

35

1

1	139,603,034.10	240,471,366.44
1-2	4,397,590.79	1,834,727.57
2-3	189,981.14	147,559.55
3	281,438.89	185,824.00
	144,472,044.92	242,639,477.56

2

1

--	--	--

36

1

1	45,814,428.89	39,161,795.99
1-2	7,140,510.15	5,913,964.63
2-3	4,068,345.99	2,438,838.00
3	1,489,170.50	1,587,204.75
	58,512,455.53	49,101,803.37

2

1

--	--	--

3

--	--

37

1

	31,111,348.44	71,051,899.29	100,905,620.95	1,257,626.78
临	125,967.81	3,042,546.11	3,039,465.37	129,048.55
	31,237,316.25	74,094,445.40	103,945,086.32	1,386,675.33

2

1	30,921,794.85	66,822,642.69	96,809,437.54	935,000.00

3	97,147.73	2,021,836.55	2,022,432.83	96,551.45
	89,698.93	1,843,310.92	1,841,025.21	91,984.64
	3,119.97	36,133.06	37,653.56	1,599.47
	4,328.83	142,392.57	143,754.06	2,967.34
4	71,076.00	1,442,885.96	1,443,961.96	70,000.00
5	21,329.86	764,534.09	629,788.62	156,075.33
	31,111,348.44	71,051,899.29	100,905,620.95	1,257,626.78

3

1	109,198.69	2,872,826.01	2,870,043.41	111,981.29
2	16,769.12	169,720.10	169,421.96	17,067.26
	125,967.81	3,042,546.11	3,039,465.37	129,048.55

38

	9,167,087.91	8,725,100.77
	688,916.14	5,221,533.07
	937,491.67	735,376.92
	602,954.90	601,203.34
	266,631.51	429,436.30
	1,110,979.40	308,108.70
	12,774,061.53	16,020,759.10

39

	3,733,333.34	
	3,733,333.34	

--	--	--

40

--	--	--

1

41

1

	1,944,600.81	2,182,338.81
	2,769,786.35	70,550.00
	68,106,165.53	4,261,433.12
		25,200,000.00
	72,820,552.69	31,714,321.93

2

1

--	--	--

42

--	--	--

43

--	--	--

3

4

47

1

--	--	--

48

1

--	--	--

2

--	--	--

--	--	--

--	--	--

49

--	--	--	--	--	--

50

--	--	--	--

51

	13,155,833.33	7,270,000.00	3,345,000.00	17,080,833.33	
	13,155,833.33	7,270,000.00	3,345,000.00	17,080,833.33	--

						/
	13,155,833.33	7,270,000.00	3,345,000.00		17,080,833.33	
	13,155,833.33	7,270,000.00	3,345,000.00		17,080,833.33	--

52

--	--	--

53

		+ -				

	231,021,360.00						231,021,360.00
--	----------------	--	--	--	--	--	----------------

54

1

2

55

	559,812,949.25			559,812,949.25
	46,893,600.01	22,713,472.38		69,607,072.39
	606,706,549.26	22,713,472.38		629,420,021.64

56

--	--	--	--	--

57

临	-87,737.42	-47,150.71			-47,150.71		-134,888.13
	-87,737.42	-47,150.71			-47,150.71		-134,888.

							13
	-87,737.42	-47,150.71			-47,150.71		-134,888.13

58

--	--	--	--	--

59

	24,685,764.62			24,685,764.62
	24,685,764.62			24,685,764.62

60

	400,028,473.46	327,492,908.55
	400,028,473.46	327,492,908.55
	34,353,389.04	85,495,853.97
		7,245,289.06
	11,551,068.00	5,715,000.00
	422,830,794.50	400,028,473.46

1)

2)

3)

4)

5)

61

	536,040,319.38	324,877,960.11	343,317,374.79	212,335,737.35
	45,363.75			
	536,085,683.13	324,877,960.11	343,317,374.79	212,335,737.35

62

	2,124,900.85	2,092,158.72
	1,548,622.66	1,542,792.77
	3,673,523.51	3,634,951.49

63

	17,183,003.94	11,387,641.02
	3,093,934.68	1,888,691.46
	2,933,472.85	2,155,649.02
	5,162,629.34	3,014,305.68
	5,971,998.19	1,674,317.80
	12,133,243.05	9,866,311.19
	3,730,279.26	2,985,833.61
	883,684.73	749,724.35
	300,581.88	47,470.95
	51,392,827.92	33,769,945.08

64

	62,913,944.00	48,804,248.64
	31,014,623.58	15,436,112.56

	3,969,149.20	3,546,153.40
	686,163.67	479,325.54
	1,771,761.30	1,154,852.49
	5,748,849.65	3,274,617.36
	1,174,411.34	572,381.71
	13,392,119.26	3,447,558.75
	120,671,022.00	76,715,250.45

65

	-1,675,980.07	-4,545,193.57
	344,132.56	140,702.09
	39,254.59	2,244.07
	13,086,511.64	835,006.69
	11,793,918.72	-3,567,240.72

	-1,827,916.11	642,076.06
	453,710.96	
	-1,374,205.15	642,076.06

69

	4,562,000.00	3,491,300.00	4,562,000.00
	17,130,770.16	17,012,019.78	
	13,801.35	327,842.01	13,801.35
	21,706,571.51	20,831,161.79	4,575,801.35

									/
--	--	--	--	--	--	--	--	--	---

70

	265,169.01	3,686.75	265,169.01
	265,169.01	3,686.75	265,169.01
	163,230.18	88,122.82	163,230.18
	428,399.19	91,809.57	428,399.19

71

1

	694,169.90	564.38

	195,805.52	1,035,340.99
	889,975.42	1,035,905.37

2

		35,697,942.19
/		8,924,485.55
		-2,673,309.93
		-5,143,084.00
		-218,116.16
		889,975.42

72

73

1

	1,435,132.09	2,218,707.79
	920,000.00	791,300.00
	5,744,016.77	4,076,331.61
	8,099,148.86	7,086,339.40

2

	35,697,927.41	17,213,444.69
	16,976,755.38	15,505,637.92
	52,674,682.79	32,719,082.61

3

	7,270,000.00	6,250,000.00
	106,575,089.05	
	113,845,089.05	6,250,000.00

4

	50,000,000.00	
	50,000,000.00	

5

	246,858.47	3,109,053.30
	246,858.47	3,109,053.30

6

	100,117,031.36	14,249,364.63
	2,720,000.00	
	3,600,000.00	
	106,437,031.36	14,249,364.63

74

1

1	--	--
	34,807,966.77	35,984,337.02
	7,882,455.85	4,789,917.03
	5,254,897.20	3,142,816.91
	886,713.84	616,507.93
	1,309,295.36	620,931.80
“ ”	265,169.01	3,686.75
“ ”		0.00
“ ”		0.00
“ ”	8,534,130.85	-1,590,562.05
“ ”	1,374,205.15	-642,076.06
“ ”	1,138,172.73	1,035,338.15
“ ”	-942,367.20	0.00
“ ”	-2,690,944.55	-60,449,494.26
“ ”	-984,761,736.87	-159,581,005.58
“ ”	911,993,044.22	156,211,560.71
	22,713,472.38	17,208,349.92
	7,764,474.74	-2,649,691.73
2	--	--
3	--	--
	262,107,980.85	263,516,575.51
	388,823,193.17	496,743,338.75
	-126,715,212.32	-233,226,763.24

2

3

4

	262,107,980.85	388,823,193.17
	17,380.93	21,673.28
	262,090,599.92	388,801,519.89
	262,107,980.85	388,823,193.17

75

“ ”

76

--	--	--

77

1

	292,030.01	6.63	1,936,386.62
	589,784.00	6.63	3,910,975.66
	54,970.41	6.63	364,519.78

2

78


79

1


1



2



3




4

5


6

2


1



2



3



3

4

5

6

1

1

				100.00%		
乔	乔	乔		100.00%		
				96.32%		
				100.00%		
				100.00%		
				100.00%		

ExaDigm, Inc			POS	100.00%		

11

2

		3.68%		

	12,697,307.5	12,366,097.0	12,366,097.0		19,926,794.3	21,353,106.5	21,353,106.5	
	3	6	6	-3,496,378.22	3	8	8	-78,176.84

--	--	--

4

	/	/
	--	--
	--	--
	--	--
	673,882,917.21	75,710,833.32
	--	--
--	-1,827,916.11	642,076.06

0741664 395MCID*q2

6

1

		临		
	--	--	--	--
临	--	--	--	--

2

3

临

4

5

6

7

8

9

临

1

--	--	--	--	--	--

2

3

4

5

1

/

--	--	--	--	--	--

/

--	--	--	--

2

/

/

/

/	/	/	/	/	/	/
---	---	---	---	---	---	---

/

/

/	/	/	/	/	/	
---	---	---	---	---	---	--

5

6

--	--	--	--

7

--	--	--

8

6

1

		34,000.00	1,700.00	34,000.00	1,700.00

2

--	--

7

8

1

丰	140,919,146.80
	33,505,775.88
	0.00
	7.535 2016 5 9
	2017 5 9 临 31.73
	2016 1 5 2019 1 5

5

1

2016 06 30

2

1

2016 6 30

2

万 丰

3

1

	2016 3 29 临		
	3,000.00		
	15,000.00		

	<p>3,000.00</p> <p>20% 735.00</p> <p>4.9%</p> <p>(</p> <p>)</p>		
	<p>2016 6 27</p> <p>临</p> <p>2016 6 27</p> <p>2.3 “</p> <p>2016 3</p> <p>31</p> <p>*24%</p> <p>8%</p> <p>”</p>		

2

3

4

1 2015 7 20

1,364,000.00 乔
乔

乔

681,739.00

乔

2016 6 30

1

1

--	--	--	--

2

--	--	--

2

3

1

2

4


5

--	--	--	--	--	--	--

6

1

2



3


4

7

8

1

1

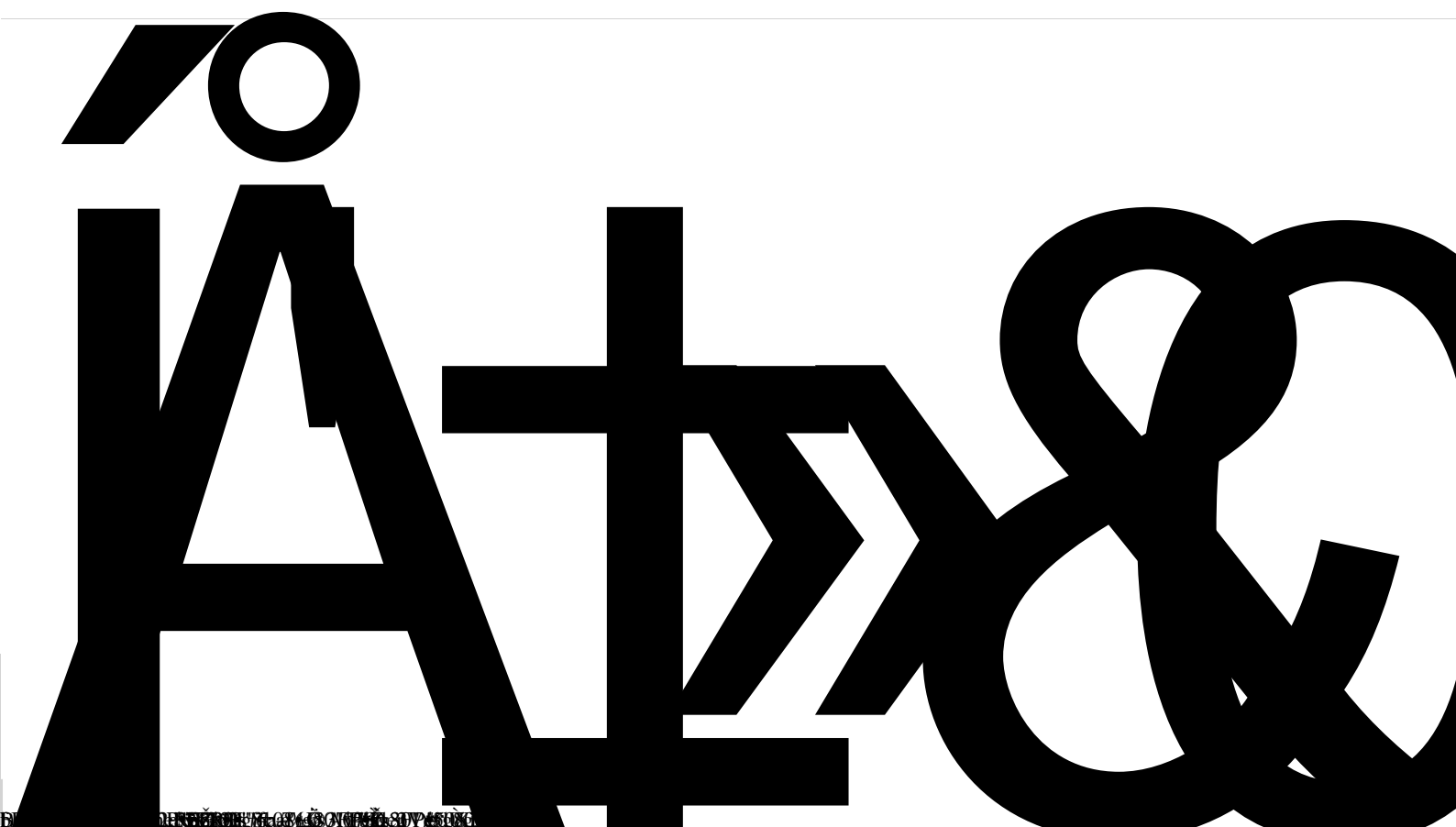



1		6,321,349.42	5.00%
	126,426,988.30	6,321,349.42	5.00%

2

1

@FPVGGPnGk



--	--	--

3

--	--

--	--	--	--	--	--

4

	1,284,669.36	1,451,252.27
	5,010,885.92	4,568,093.05
ท	355,692.51	312,636.01
	306,609,851.35	
	313,261,099.14	6,331,981.33

5

		302,841,912.60	1		96.67%

6

--	--	--	--	--

7

8

3

	1,334,290,052.13		1,334,290,052.13	871,571,865.25		871,571,865.25
	673,882,917.21		673,882,917.21	75,710,833.32		75,710,833.32
	2,008,172,969.34		2,008,172,969.34	947,282,698.57		947,282,698.57

1

	110,000,000.00			110,000,000.00		
乔	13,000,000.00			13,000,000.00		
	393,060,000.00			393,060,000.00		
Exadigm,Inc	33,511,865.25			33,511,865.25		
	252,000,000.00			252,000,000.00		
	60,000,000.00			60,000,000.00		
	10,000,000.00	462,718,186.88		472,718,186.88		
	871,571,865.25	462,718,186.88		1,334,290,052.13		

2

臨											
	28,461,29 1.15			274,001.6 7						28,735,29 2.82	
	47,249,54 2.17			-3,557,17 0.01						43,692,37 2.16	

	-1,817,559.95	642,076.06
--	---------------	------------

6

1

	-265,169.01	
	4,562,000.00	
	453,710.96	
	-149,428.83	
	594,663.40	
	15,553.33	
	3,990,896.39	--

1 —

1 —

2

		/	/
	2.68%	0.150	0.150
	2.38%	0.131	0.131

3

1

2

3

4

1.  2016
- 2.